



### Best Suited

- Under mulch
- Small size irrigation zones
- Shrubs & Flower beds
- Hanging baskets
- Narrow or wide span beds
- Hydroponics
- Nurseries
- Around trees & shrubs
- Backyard vegetable gardens

# Inexpensive, and saves up to 60% of your water use



### What are the advantages?

- Provides flexible watering time
- Reduces pests and fungus
- Eliminates evaporation, wind drift, misting and over spray
- One of the world's most accurate and most used non-compensated dripper
- The dripper integrated inside the dripperline has a very high resistance to clogging.
- Retrofit allowing you to convert spray systems to drip

### Need more information?

Contact your closest dealer and talk to the friendly staff about Miniscape.

### Dripperline Performance

	Wall Thickness	Flow@11m Pressure	Pressure Range	Diameter mm	
				Outside	Inside
Miniscape	1.0mm	1.9L/hr	5 - 30m	8	6

### Maximum Run Lengths @ 15m Pressure

	High Flow Dripper 1.91L/hr		
Dripper Spacing (m)	0.15	0.3	0.5
Max Run on level ground (m)	9.0	16.0	24.0

### Miniscape Row Spacing Recommendation Table

Soil Type	Turf			Ground Cover		
	Clay	Loamy	Sandy	Clay	Loamy	Sandy
Dripper Interval (cm)	50	30	30	50	30	30
Lateral Spacing (cm)	50	40	30	50 - 100*	40 - 100*	30 - 100*


\*Depending on plant spacing.

### How do I install Miniscape?


Grid Layout




S-Curve Layout



Ring Type Layout



Spiral Layout



— Miniscape Pipe  
— Poly Pipe



#### Australia

Melbourne - 03 9369 8777  
Head Office  
Adelaide - 08 8363 9311  
Bendigo - 0409 798 856

#### Brisbane - 0417 589 128

Bundaberg - 07 4153 3266  
Darwin - 0419 115 909  
Gatton - 07 5462 5696  
Griffith - 02 6964 5983

#### Mildura - 03 5022 2718

Perth - 08 9249 8423  
Sydney - 02 9440 0311  
Toowoomba - 07 4632 6761  
[www.netafim.com](http://www.netafim.com)

#### New Zealand

Auckland - 09 256 2551  
Head Office  
Bay of Plenty - 027 226 1200  
Sth Island - 021 498 308