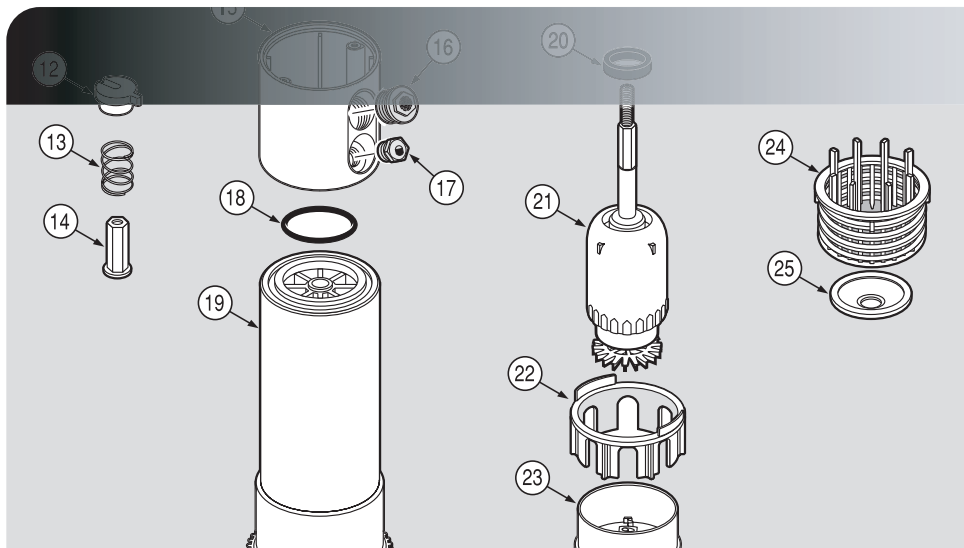
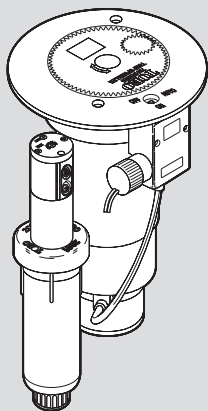


TORO

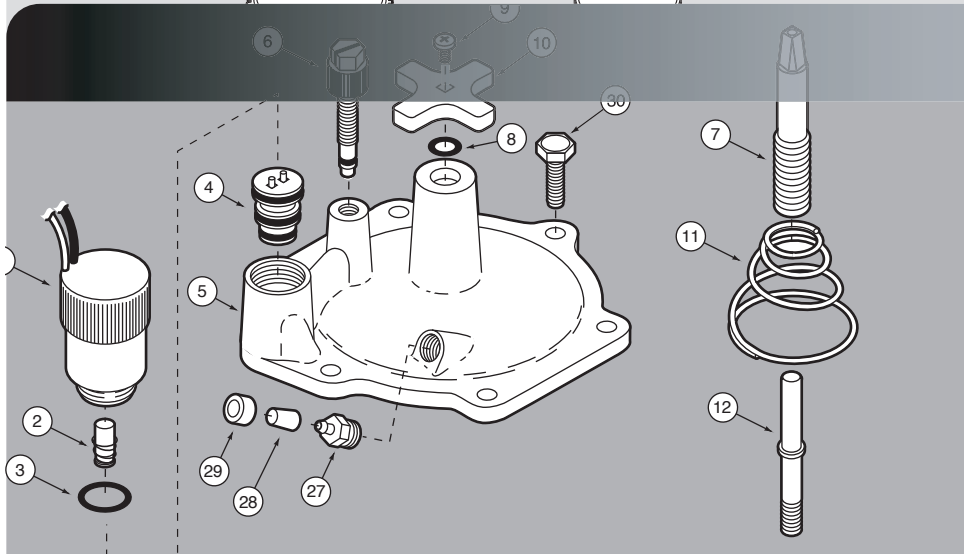
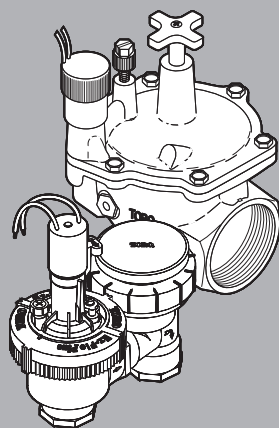
Count on it.

2005 Irrigation Products Illustrated Parts Breakouts

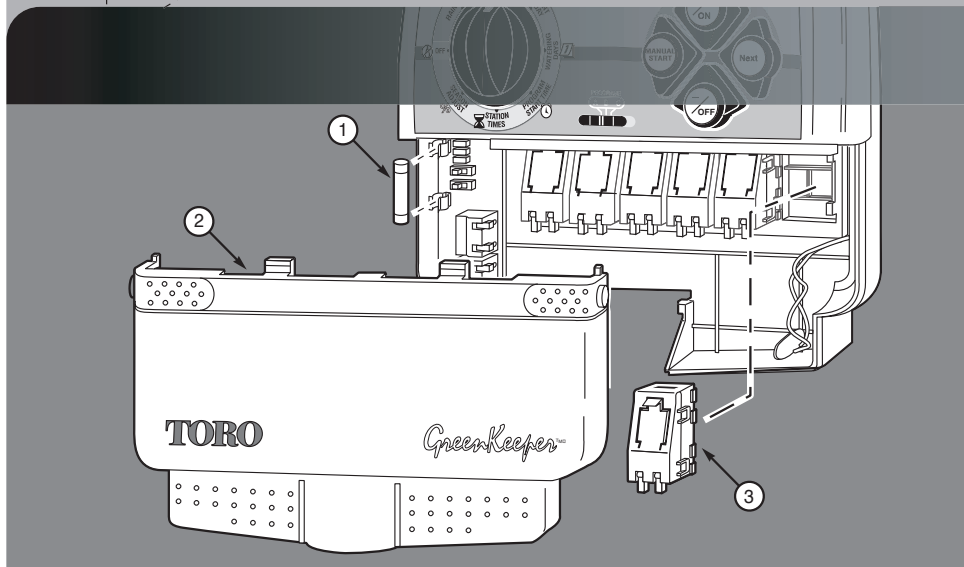
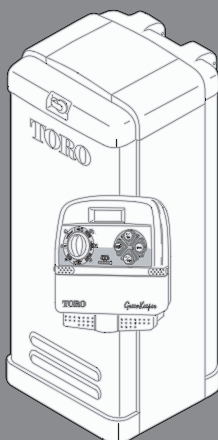
Sprinklers



Valves



Controllers



GENERAL INFORMATION

Please note the following usage guidelines:

- When dashes (- - - -) are shown in place of a part number, the part is either not available for sale or not sold separately. Refer to the accompanying Service Items listing for availability.
- An asterisk (*) preceding a part number indicates the item is only available through the Toro Finished Goods Distribution System and must be ordered accordingly.
- This book is updated annually. The published part numbers and descriptions are subject to change. If changes and/or corrections are required, the updated information will be made available through the Toro Distributor Operations Bulletin and/or Tech Tip communications.
- Common abbreviations used within this publication:

| | | | |
|--------|----------------------------------|--------|--------------------------------|
| A | = Ampere | NO | = Normally Open (Micro Switch) |
| Amp | = Ampere | NPT | = National Pipe Thread |
| Assy. | = Assembly | PC | = Part Circle |
| ADJ | = Adjustable | Pot. | = Potentiometer |
| B | = Barbed | PV | = Pilot Valve |
| BSP | = British Standard Pipe | PHPH | = Pan Head Phillips Head |
| COM | = Check-O-Matic | PHFH | = Pan Head Fillister Head |
| CR | = Contamination Resistant | PT | = Pin Type (Hydraulic) |
| CSA | = Canadian Standards Association | PR | = Pressure Regulated |
| EL | = Electric | Prog. | = Program |
| Elec | = Electric | RC | = Rubber Cover |
| Exp | = Export | RPD | = Revolutions Per Day |
| F | = Female | RPM | = Revolutions Per Minute |
| FC | = Full Circle (Sprinkler) | S | = Slip |
| FC | = Flow Control (Valve) | SST | = Stainless Steel |
| GPM | = Gallons Per Minute | SI | = Side Inlet |
| Hyd. | = Hydraulic | Svc | = Service |
| Hz | = Hertz | TM | = Timing Mechanism |
| in. | = Inch | V | = Volts |
| Int. | = Internal | V a.c. | = Volts Alternating Current |
| Int. T | = Internal Tooth | V d.c. | = Volts Direct Current |
| L/ | = Less | VA | = Volt Amps |
| lbs. | = Pounds | VIH | = Valve In Head |
| M | = Male | w/ | = with |
| M/F | = Male/Female | w/o | = without |
| N/I | = Not Indicated | " | = Inches |
| NC | = Normally Closed (Hydraulic) | ' | = Feet |
| NC | = Normally Closed (Micro Switch) | | |
| NO | = Normally Open (Hydraulic) | | |

TABLE OF CONTENTS

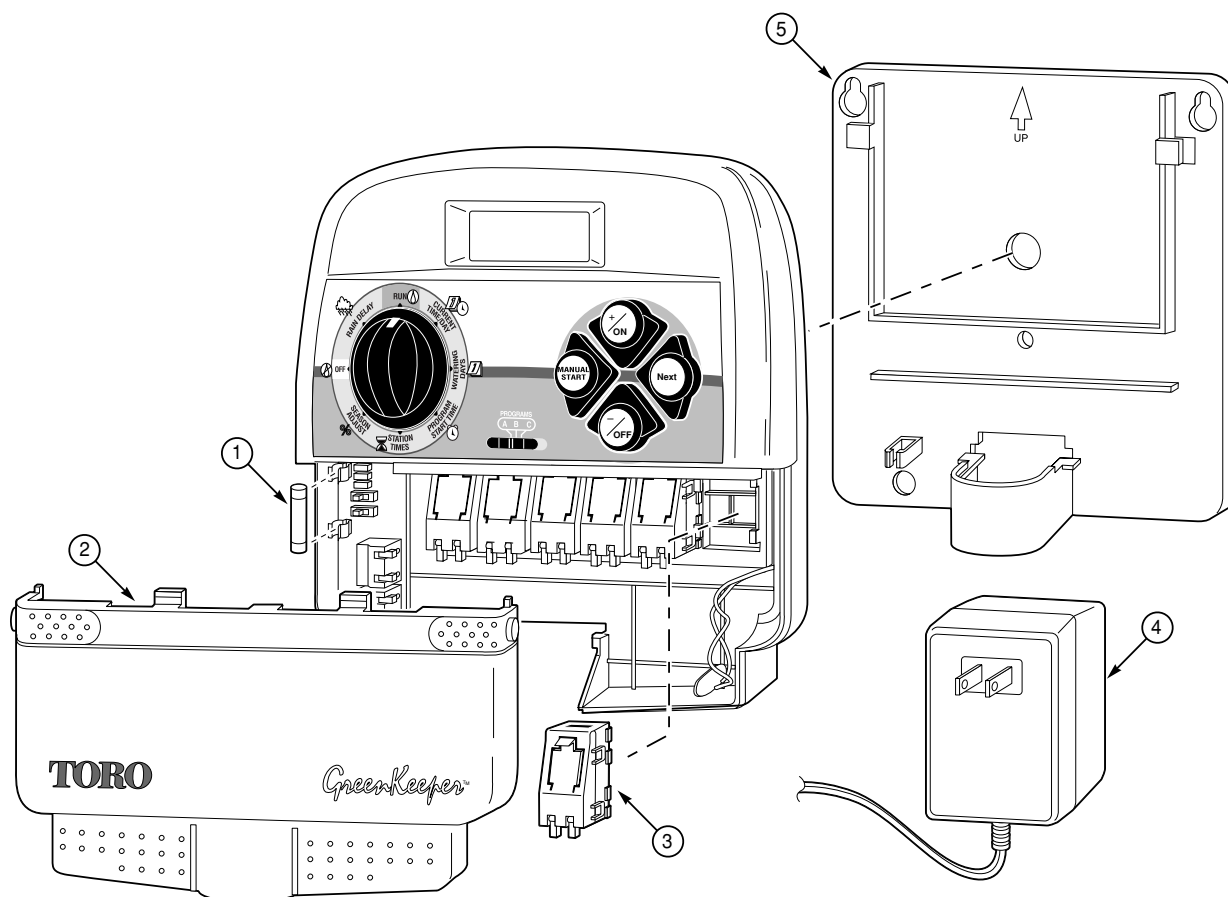
Residential/Commercial Controllers

| | |
|--|---------|
| GreenKeeper® 212 | 128 |
| GreenKeeper® 212 Outdoor Cabinet | 129 |
| Turf Pro™ Indoor Cabinet | 130 |
| Turf Pro™ Outdoor Cabinet | 131 |
| Custom Command™ | |
| Metal Cabinet | 132 |
| Plastic Cabinet | 133 |
| Custom Command™ 36 and 48 Station | 134 |
| Sentinel™ | |
| Sentinel Central Control System | 135 |
| Sentinel Satellite, Wall-mount Cabinet | 136 |
| Sentinel Satellite, Pedestal-mount Cabinet | 137 |
| Sentinel Remote Transceiver | 138 |
| Sentinel Map To Assembly, Wall-mount Cabinet | 139 |
| Sentinel Map To Assembly, Pedestal-mount Cabinet ... | 140 |
| GreenKeeper® | 141 |
| Vision® | |
| Vision I – Old-style Cabinet | 142–143 |
| Vision I – New-style Plastic Cabinet | 144–145 |
| Vision II – Old-style Cabinet | 146–147 |
| Vision II – New-style Plastic Cabinet | 148–149 |
| Vision II – Metal Cabinet | 150–151 |
| Vision II Plus – Plastic Cabinet | 152 |
| Vision II Plus – Metal Cabinet | 153 |
| XF-416™ | 154 |
| Custom II 8 & 12 | |
| Electric | 156–157 |
| Hydraulic | 158–160 |
| Timing Mechanism | 162–163 |
| C8+1™/C12+1™/C16+2™/C24+2™ | |
| C8+1/C12+1 Electric | 164–165 |
| C8+1/C12+1 Hydraulic | 166–167 |
| C16+2/C24+2 | 168–169 |
| C8+1/C12+1 Timing Mechanism | 170–171 |
| Monitor® II | |
| Wall Mount Cabinet | 172–174 |
| Pedestal Cabinet (Export) | 176–177 |
| Pedestal Cabinet (Domestic) | 178–179 |
| Timing Mechanism | 180–183 |
| Selector Valve Assembly | |
| 11- & 23-Station Pedestal Cabinet | 184 |
| 11-Station Wall Mount Cabinet | 185 |
| Freetime® | |
| 4-Station Electric | 186 |
| 4-Station Hydraulic | 187 |
| 4-Station Timing Mechanism | 188–189 |

RESIDENTIAL / COMMERCIAL CONTROLLERS

**RES / COM
CONTROLLERS**

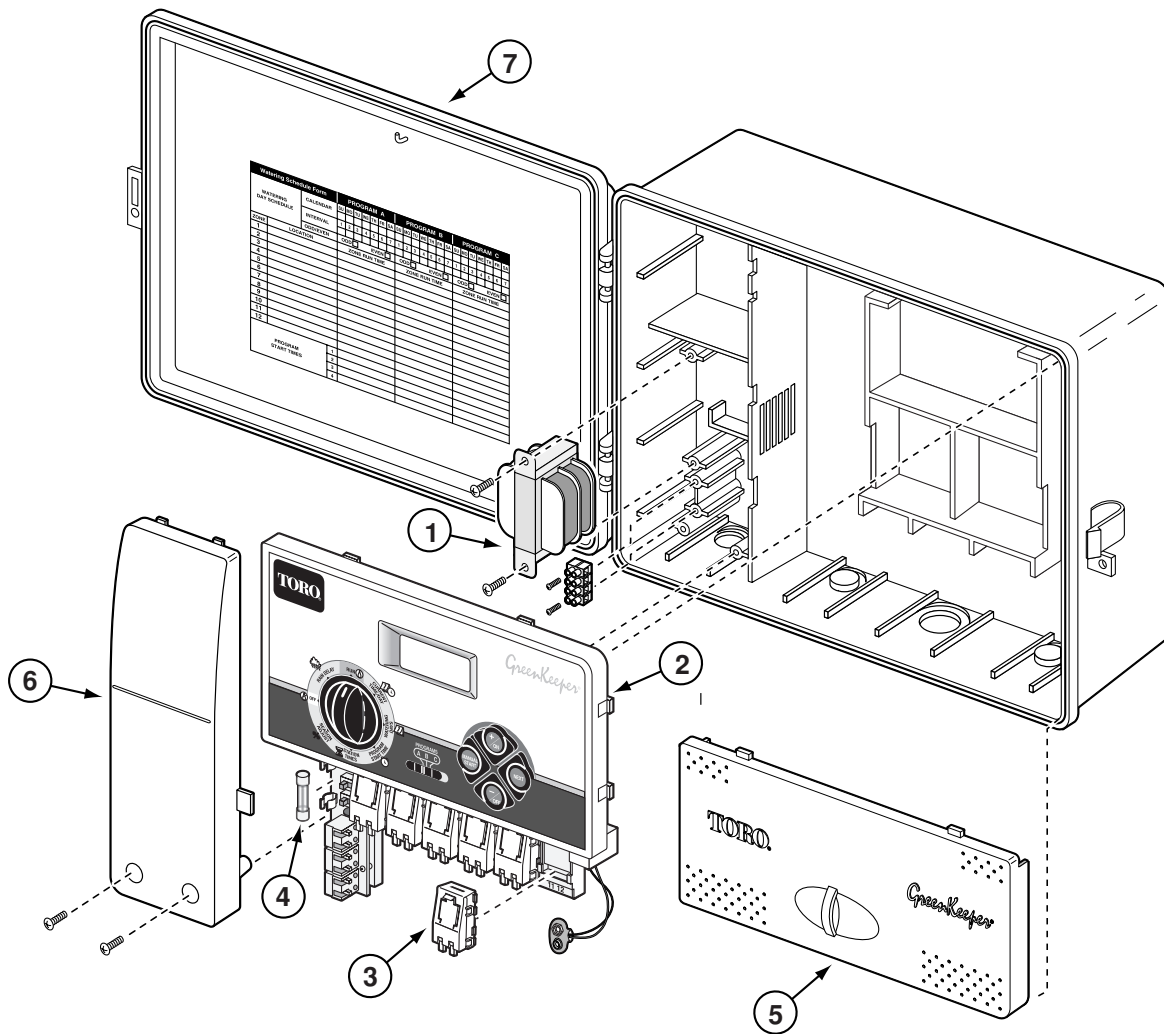
GreenKeeper 212



| Item No. | Part No. | Description | Quantity Per Assy. |
|----------|----------|--|--------------------|
| 1 | 102-3819 | Fuse, 3/4 Amp (10-pack) | 1 |
| 2 | 363-3522 | Front Plate | 1 |
| 3 | *MOD-02 | Two-station Module | 2 |
| 4 | 363-3514 | Transformer, 120 V a.c., 24 V a.c. | 1 |
| 4 | 363-3664 | Transformer, 230 V a.c., 24 V a.c. (Europe) | 1 |
| 4 | 363-3665 | Transformer, 240 V a.c., 24 V a.c. (Australia) | 1 |
| 5 | 363-3521 | Mounting Plate | 1 |

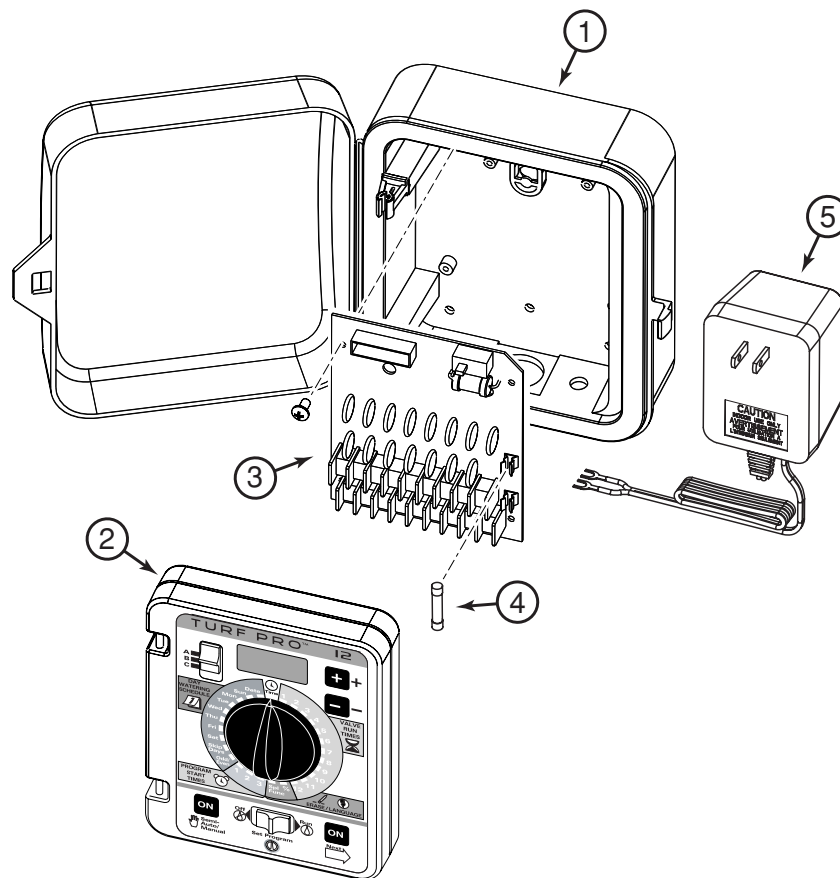
* Order Through Finished Goods Distribution System—Minneapolis

GreenKeeper 212 – Outdoor Cabinet



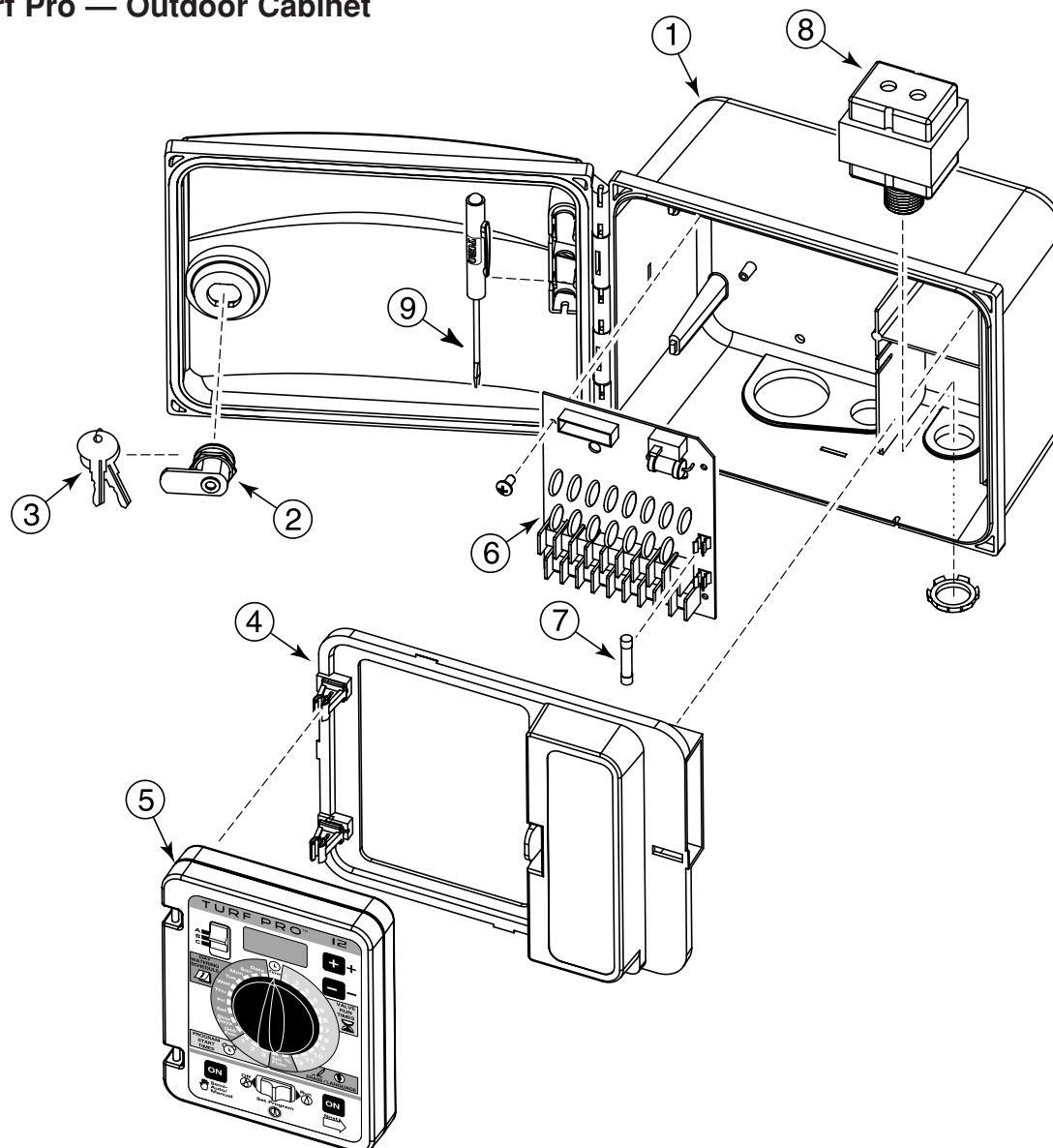
| Item No. | Part No. | Description | Quantity Per Assy. |
|--|----------|---|--------------------|
| 1 | 102-4975 | Transformer, 120 V a.c., 60 Hz (Domestic Models Only) | 1 |
| 1 | 102-2685 | Transformer, 230/240 V a.c., 50 Hz, (Export Models Only) | 1 |
| 2 | 102-2686 | Timing Mechanism, Svc. (Does Not Include Station Modules) | 1 |
| 3 | *MOD-02 | Two-station Module | 2 |
| 4 | 102-3819 | Fuse, 0.75A, 3AG (Domestic Models Only) (10-pack) | 1 |
| 4 | 102-4965 | Fuse, 0.63A, IEC (Export Models Only) (10-pack) | 1 |
| 5 | 102-2687 | Cover, Lower Cabinet, Svc. | 1 |
| 6 | 102-2688 | Cover, Transformer, Svc. | 1 |
| 7 | 102-2902 | Door, Cabinet, Svc. | 1 |
| * Order Through Finished Goods Distribution System—Minneapolis | | | |

Turf Pro — Indoor Cabinet



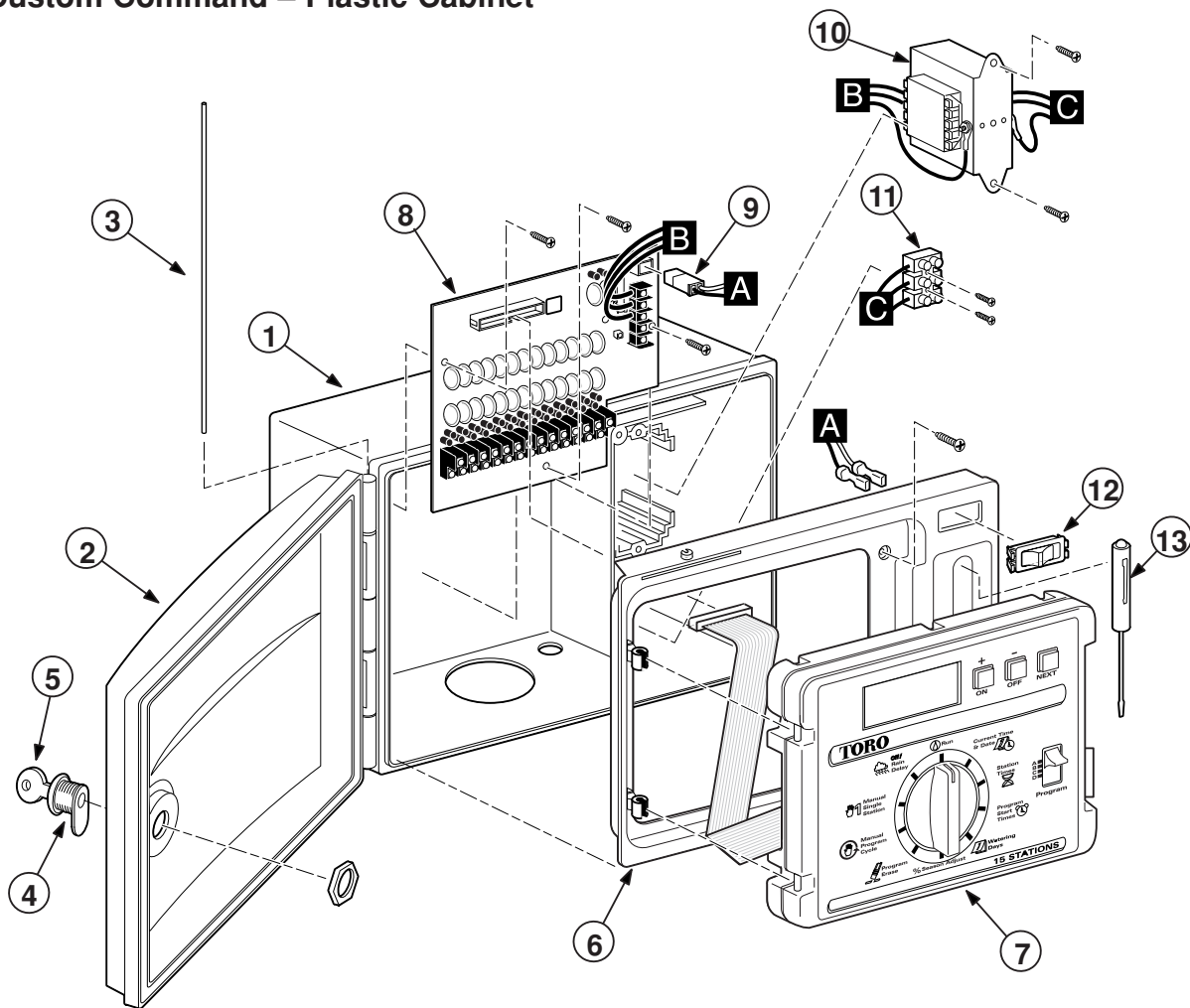
| Item No. | Part No. | Description | Quantity Per Assy. |
|----------|----------|--|--------------------|
| 1 | 102-4251 | Case, Indoor | 1 |
| 2 | 102-3433 | Timing Mechanism Module, 6-Station | 1 |
| 2 | 102-3434 | Timing Mechanism Module, 9-Station | 1 |
| 2 | 102-3435 | Timing Mechanism Module, 12-Station | 1 |
| 3 | 102-3436 | Output Board, 6-Station | 1 |
| 3 | 102-3437 | Output Board, 9-Station | 1 |
| 3 | 102-3438 | Output Board, 12-Station | 1 |
| 4 | 102-3406 | Fuse, 2 Amp, 250V, Slow-blow (10-pack) | 1 |
| 5 | 102-3441 | Transformer, 120V, 60 Hz | 1 |

Turf Pro — Outdoor Cabinet



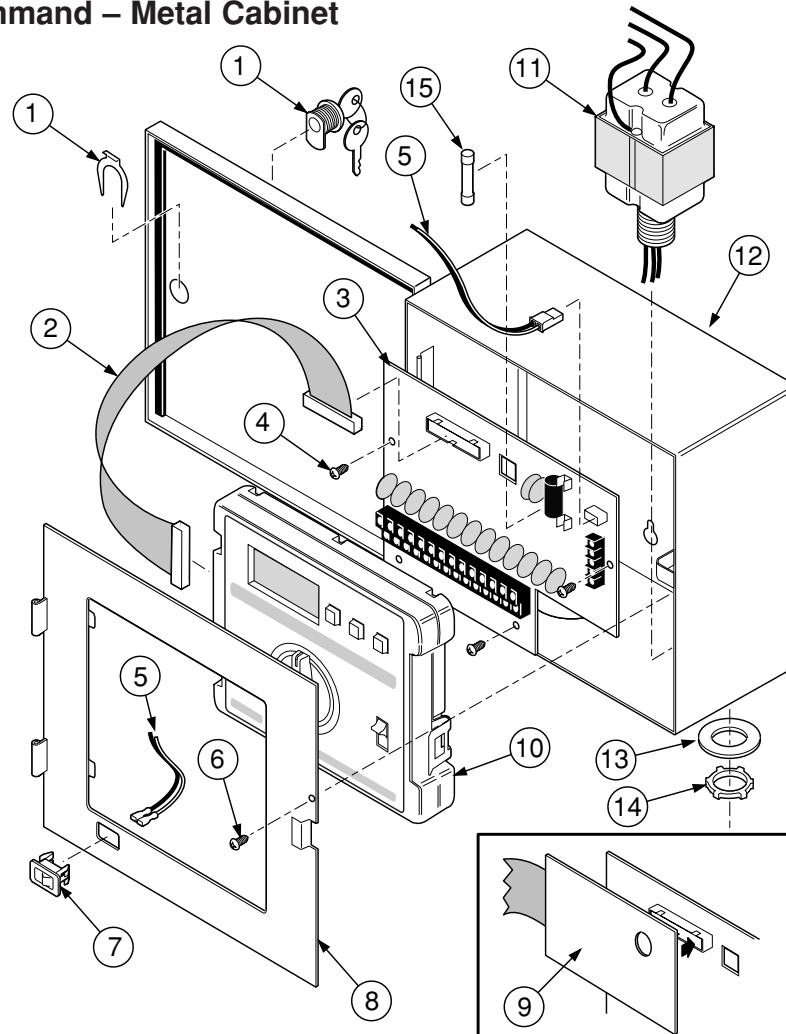
| Item No. | Part No. | Description | Quantity Per Assy. |
|----------|----------|--|--------------------|
| 1 | 102-3430 | Outer Door and Case (Includes Items 2 and 3) | 1 |
| 2 | 102-3432 | Lockset (Includes Item 3) | 1 |
| 3 | 360-0565 | Keys, 2 w/Ring | 1 |
| 4 | ----- | Faceplate | 1 |
| 5 | 102-3433 | Timing Mechanism Module, 6-Station | 1 |
| 5 | 102-3434 | Timing Mechanism Module, 9-Station | 1 |
| 5 | 102-3435 | Timing Mechanism Module, 12-Station | 1 |
| 6 | 102-3436 | Output Board, 6-Station | 1 |
| 6 | 102-3437 | Output Board, 9-Station | 1 |
| 6 | 102-3438 | Output Board, 12-Station | 1 |
| 7 | 102-3406 | Fuse, 2 Amp, Slow-blow (10-pack) | 1 |
| 8 | 102-3439 | Transformer, 120 V a.c., 60 Hz | 1 |
| 9 | 363-3885 | Screwdriver, Toro | 1 |

Custom Command – Plastic Cabinet



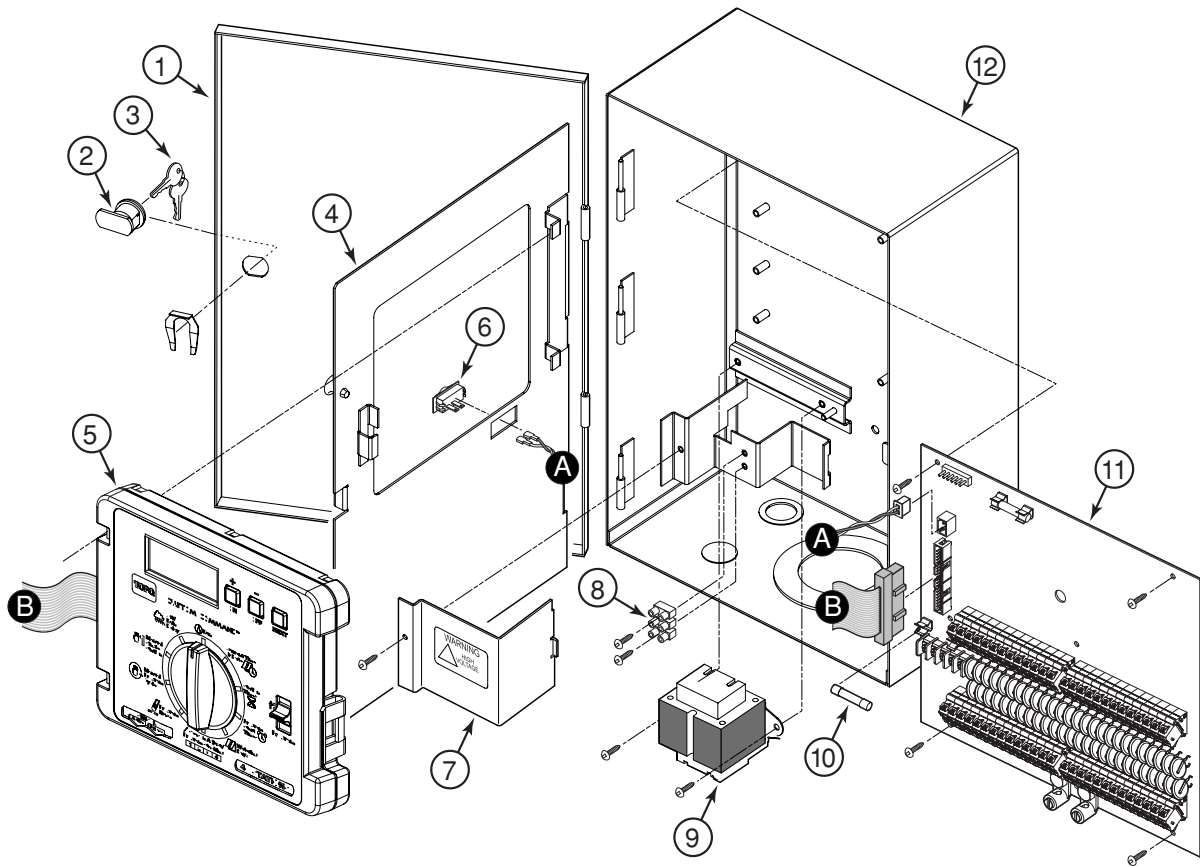
| Item No. | Part No. | Description | Quantity Per Assy. |
|----------------------|----------|--|--------------------|
| 1 | 89-9641 | Case, Back, Plastic | 1 |
| 2 | 89-9642 | Cover, Case, Plastic | 1 |
| 3 | 89-9872 | Pin, Hinge | 1 |
| 4 | 363-3884 | Lock Assy. | 1 |
| 5 | 360-0565 | Keys, Lock | 2 |
| 6 | 89-9643 | Faceplate | 1 |
| 7 | 89-9884 | Module, Control, 6-Station | 1 |
| 7 | 89-9883 | Module, Control, 9-Station | 1 |
| 7 | 89-9882 | Module, Control, 12-Station | 1 |
| 7 | 89-9881 | Module, Control, 15-Station | 1 |
| 7 | 89-9880 | Module, Control, 18-Station | 1 |
| 7 | 89-9879 | Module, Control, 24-Station | 1 |
| 8 | 89-9832 | PCB Assy., 6-Station | 1 |
| 8 | 89-9833 | PCB Assy., 9-Station | 1 |
| 8 | 89-9834 | PCB Assy., 12-Station | 1 |
| 8 | 89-9890 | PCB Assy., 15-Station | 1 |
| 8 | 102-9891 | PCB Assy., 18-Station | 1 |
| 8 | 89-9892 | PCB Assy., 24-Station | 1 |
| 9 | ----- | Cable Assy. | 1 |
| 10 | 89-9624 | Transformer Assy., 120 V a.c., 50VA | 1 |
| 10 | 89-9623 | Transformer Assy., 220–240 V a.c., 50VA | 1 |
| 11 | ----- | Terminal Block | 1 |
| 12 | ----- | Switch, Slide | 1 |
| 13 | 363-3885 | Screwdriver, Toro | 1 |
| SERVICE ITEMS | | | |
| | 102-2656 | Surge Board, 12-Station (Export Models Only) | |
| | 102-2657 | Surge Board, 24-Station (Export Models Only) | |

Custom Command – Metal Cabinet



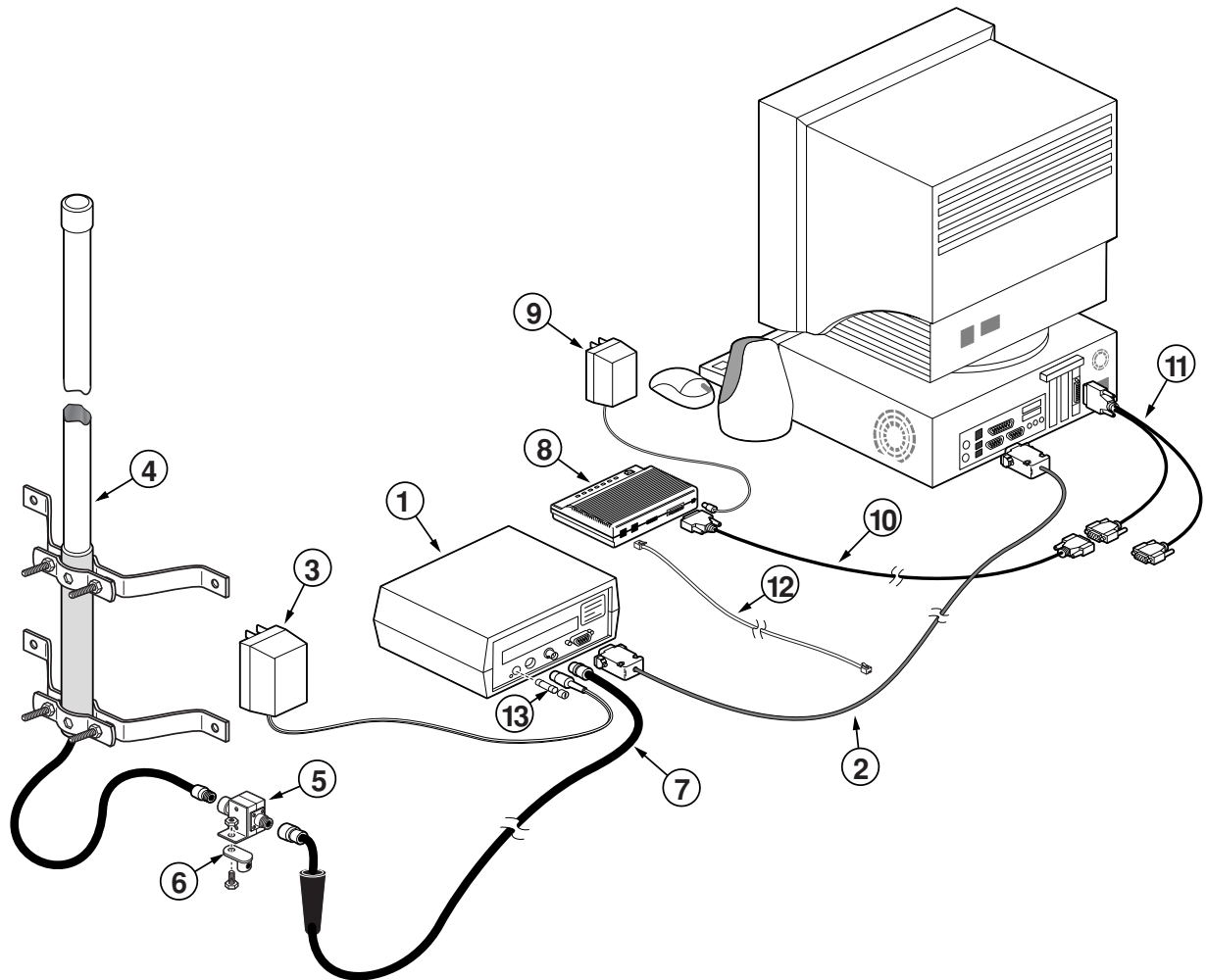
| Item No. | Part No. | Description | Quantity Per Assy. |
|----------|----------|--|--------------------|
| 1 | 363-3785 | Lock Assy. w/Keys | 1 |
| 2 | 1073302 | Cable Harness | 1 |
| 3 | 89-9834 | Surge Board, 12-Station | 1 |
| 3 | 89-9890 | Surge Board, 15-Station | 1 |
| 3 | 89-9891 | Surge Board, 18-Station | 1 |
| 3 | 89-9892 | Surge Board, 24-Station | 1 |
| 4 | ----- | Screw | |
| 5 | 1077601 | Wire Harness | 1 |
| 6 | ----- | Screw | |
| 7 | 1077501 | Slide Switch | 1 |
| 8 | 89-9175 | Panel, Mounting | 1 |
| 9 | 89-9159 | PCT Connector to Terminal Board | 1 |
| 10 | 1080301 | Control Module, 12-Station | 1 |
| 10 | 1080302 | Control Module, 15-Station | 1 |
| 10 | 1080303 | Control Module, 18-Station | 1 |
| 10 | 89-9170 | Control Module, 24-Station | 1 |
| 11 | 615901-H | Transformer, 120 V a.c. | 1 |
| 12 | 1080101 | Case Assy., Metal (120 V a.c. Models Only) | 1 |
| 13 | 657401 | Washer | 1 |
| 14 | 8619 | Nut, Conduit | 1 |
| 15 | 102-3406 | Fuse, 2 Amp , Slow-blow (10-pack) | 1 |
| | | SERVICE ITEMS | |
| | 102-2656 | Kit, Service, Surge Board, 12-Station (Export Models Only) | |
| | 102-2657 | Kit, Service, Surge Board, 24-Station (Export Models Only) | |
| | R89-9255 | Kit, Transformer, 220 V a.c. 50 Hz, 50 VA (Export Models Only) | |

Custom Command 36 & 48 Station



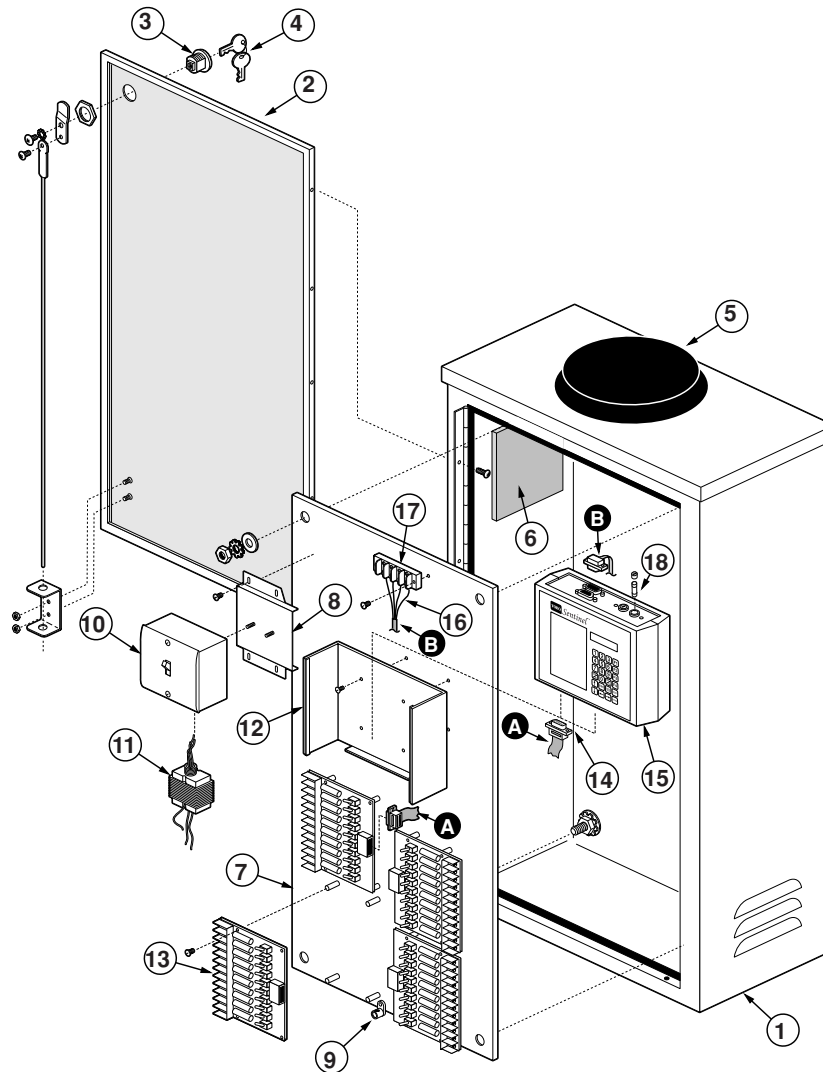
| Item No. | Part No. | Description | Quantity Per Assy. |
|----------|----------|--|--------------------|
| 1 | 102-3527 | Cover, Outer Door (Includes Items 2 and 3) | 1 |
| 2 | 102-3529 | Lockset (Includes Item 3) | 1 |
| 3 | 360-0565 | Keys, 2 w/Ring | 1 |
| 4 | 102-3528 | Cover, Inner Door | 1 |
| 5 | 102-3530 | Timing Mechanism Module, 36-Station | 1 |
| 5 | 102-3531 | Timing Mechanism Module, 48-Station | 1 |
| 6 | ----- | Slide Switch | 1 |
| 7 | 102-3535 | Cover, Power Supply | 1 |
| 8 | ----- | Terminal Block, 3-Position | 1 |
| 9 | 102-3534 | Transformer, 120 V a.c., 60 Hz (Domestic Model) | 1 |
| 9 | R89-9255 | Transformer, 220 V a.c., 50 Hz (International Model) | 1 |
| 10 | 102-3406 | Fuse, 2 Amp, 250V, Slow-blow (10-pack) | 2 |
| 11 | 102-3532 | Output Board, 36-Station | 1 |
| 11 | 102-3533 | Output Board, 48-Station | 1 |
| 12 | 102-3537 | Rear Case (Includes Items 7 and 8) | 1 |

Sentinel Central Control System



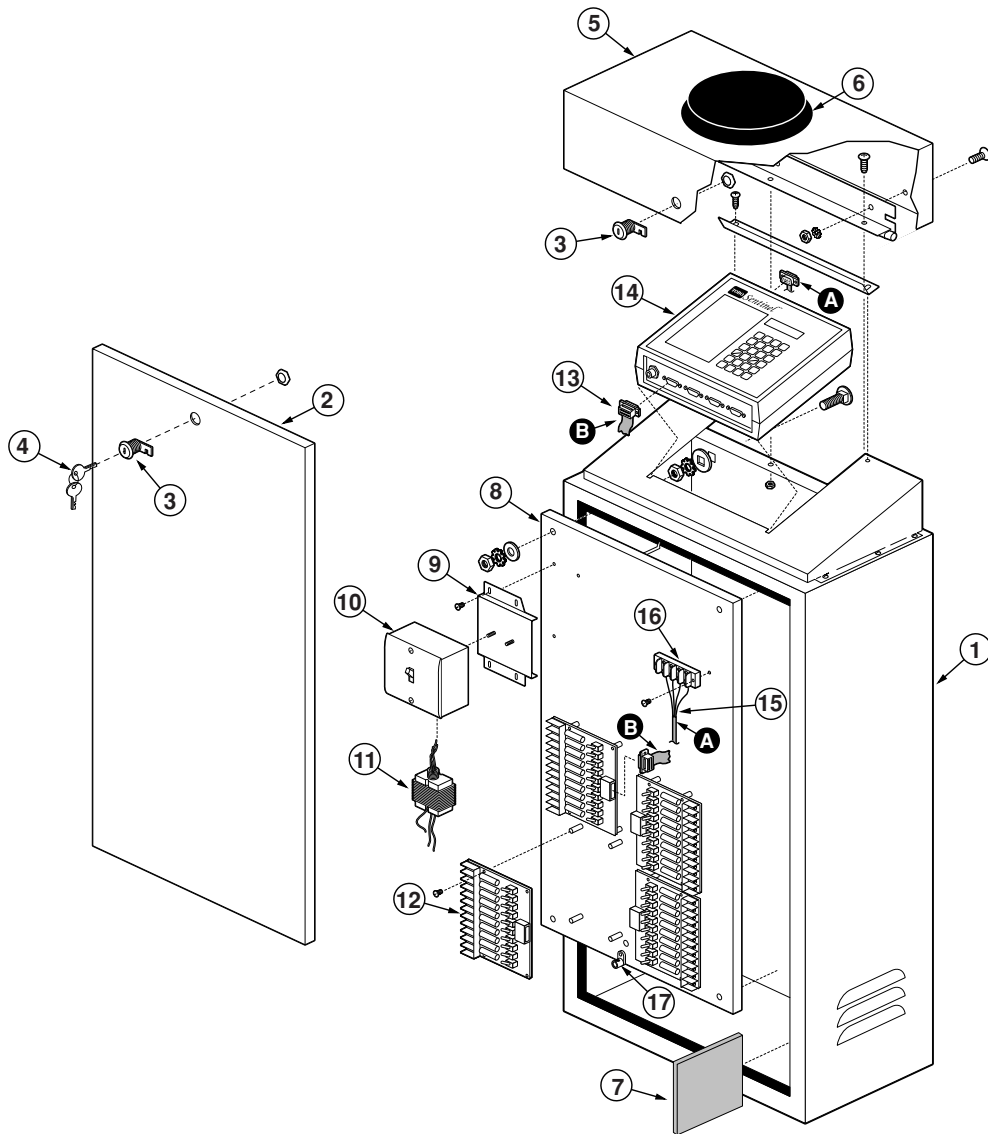
| Item No. | Part No. | Description | Quantity Per Assy. |
|----------|-----------|--|--------------------|
| 1 | *102-2376 | Central Interface Module Assembly | 1 |
| 2 | 102-2375 | CPU Cable Assembly | 1 |
| 3 | 102-2377 | Power Supply, Central Interface Module, 115/16 V a.c., 1 Amp | 1 |
| 4 | 102-2379 | Antenna Assy., Base (Includes Items 5 & 6 and Wall-mount Brackets) | 1 |
| 5 | 102-4908 | Grounding Assy., Antenna (Includes Item 6 and Insulation Kit) | 1 |
| 6 | 363-1553 | Lug, Grounding | 1 |
| 7 | 102-2378 | Antenna Cable, 50' | 1 |
| 8 | 102-2384 | Phone Modem Assy. (Includes Items 9–11) | 1 |
| 9 | ----- | Power Supply, Telephone Modem | 1 |
| 10 | ----- | Computer Cable Assy., Telephone Modem | 1 |
| 11 | ----- | Computer Cable Assy., Adapter | 1 |
| 12 | ----- | Cable Assy., Telephone | 1 |
| 13 | 102-3407 | Fuse, 1 Amp, Slow-blow (10-pack) | 1 |
| | | ACCESSORIES | |
| | 102-4929 | Tripod Stand, Antenna | |
| | *102-2447 | Programming Kit, Radio Frequency | |
| | | * Order Through Finished Goods Distribution System—Minneapolis | |

Sentinel Satellite – Wall Mount



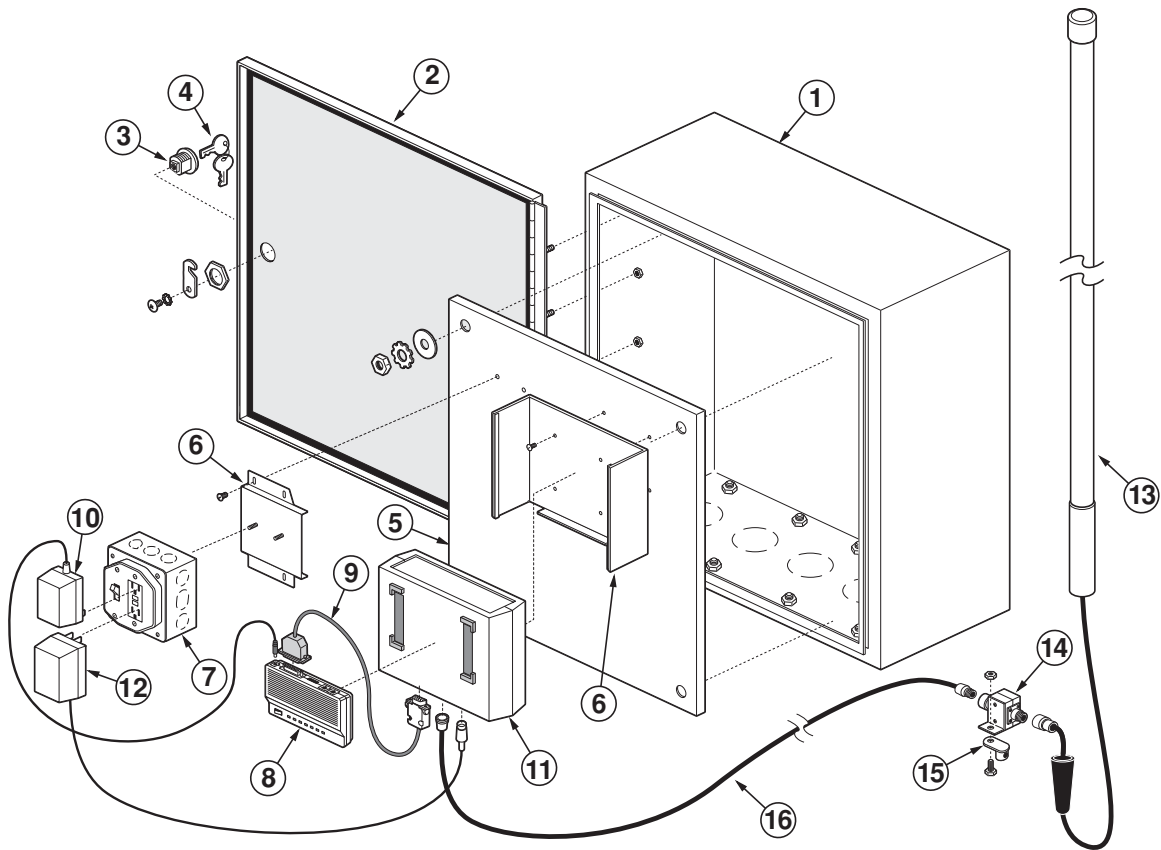
| Item No. | Part No. | Description | Quantity Per Assy. |
|--|-----------|---|--------------------|
| 1 | 102-2370 | Enclosure, Tall Wall Mount w/o Backplate (Includes Items 1–6) | 1 |
| 2 | 102-4917 | Door Assy., w/Lock Mechanism (Includes Items 3 & 4) | 1 |
| 3 | 102-4919 | Lock Assy., Door (Includes Lock, Keys and Rod Mechanism) | 2 |
| 4 | 363-2789 | Keys, Lock | 2 |
| 5 | 102-4912 | Antenna Assy., Pancake Type | 1 |
| 6 | 102-4931 | Filter, Enclosure Vent Louver | 2 |
| 7 | 102-4910 | Back Plate Assy. (Includes Items 8–11) | 1 |
| 8 | ----- | Mounting Bracket, Junction Box | 1 |
| 9 | 363-1553 | Lug, Grounding | 1 |
| 10 | 363-4635 | Toggle Switch w/Receptacle | 1 |
| 11 | 102-2369 | Power Transformer, 115/24 V a.c., 50 VA | 1 |
| 12 | 102-4918 | Mounting Bracket, Satellite Module | 1 |
| 13 | *102-2368 | Output PC Board | 1 |
| 14 | *102-4926 | Output Cable, 6", 12–48-Station | 1 |
| 14 | *102-4927 | Output Cable, 14", 24–48-Station | 1 |
| 14 | *102-4928 | Output Cable, 18", 36–48-Station | 1 |
| 15 | *102-4913 | Control Module Assy., Satellite, 12-Station | 1 |
| 15 | *102-2373 | Control Module Assy., Satellite, 24-Station | 1 |
| 15 | *102-4914 | Control Module Assy., Satellite, 36-Station | 1 |
| 15 | *102-2372 | Control Module Assy., Satellite, 48-Station | 1 |
| 16 | 102-4955 | Cable Assy., Data Retrieval (Includes Item 17) | 1 |
| 17 | ----- | Terminal Strip | 1 |
| 18 | 102-3406 | Fuse, 2 Amp, Slow-blow (10-pack) | 2 |
| * Order Through Finished Goods Distribution System–Minneapolis | | | |

Sentinel Satellite – Pedestal Mount



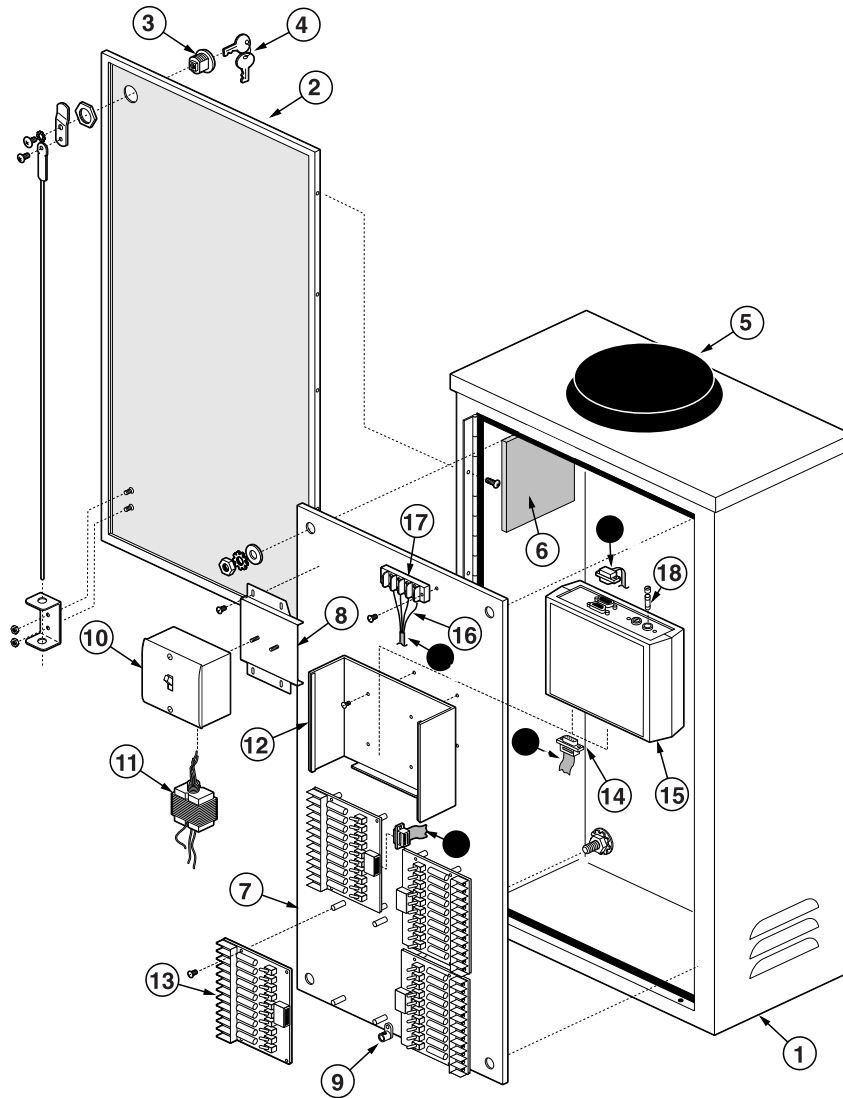
| Item No. | Part No. | Description | Quantity Per Assy. |
|--|-----------|--|--------------------|
| 1 | 102-2371 | Enclosure, Pedestal w/o Backplate (Includes Items 1–7) | 1 |
| 2 | 102-4916 | Door Assy., Pedestal Enclosure w/Lock (Includes Items 3 & 4) | 1 |
| 3 | 102-4930 | Lock Assy., Door w/Keys | 2 |
| 4 | 363-2789 | Keys, Lock | 4 |
| 5 | 102-4915 | Top Assy., Pedestal Enclosure w/Antenna (Includes Item 6) | 1 |
| 6 | 102-4912 | Antenna Assy., Pancake Type | 1 |
| 7 | 102-4931 | Filter, Enclosure Vent Louver | 2 |
| 8 | 102-4910 | Back Plate Assy., (Includes Items 9–11 & 17) | 1 |
| 9 | ----- | Mounting Bracket, Junction Box | 1 |
| 10 | 363-4635 | Toggle Switch w/Receptacle | 1 |
| 11 | 102-2369 | Transformer, Power, 115/24 V a.c., 50 VA | 1 |
| 12 | *102-2368 | Output PCB Assy., | 1 |
| 13 | *102-4924 | Output Cable, 24", 12–48-Station | 1 |
| 13 | *102-4925 | Output Cable, 30", 24–48-Station | 1 |
| 14 | *102-4913 | Control Module Assy., Satellite, 12-Station | 1 |
| 14 | *102-2373 | Control Module Assy., Satellite, 24-Station | 1 |
| 14 | *102-4914 | Control Module Assy., Satellite, 36-Station | 1 |
| 14 | *102-2372 | Control Module Assy., Satellite, 48-Station | 1 |
| 15 | 102-4955 | Cable Assembly, Data Retrieval (Includes Item 16) | 1 |
| 16 | ----- | Terminal Strip | 1 |
| 17 | 363-1553 | Lug, Grounding | 1 |
| N/I | 102-3406 | Fuse, 2 Amp, Slow-blow (10-pack) (Used In Control Module Assembly) | 2 |
| * Order Through Finished Goods Distribution System–Minneapolis | | | |

Sentinel Remote Transceiver



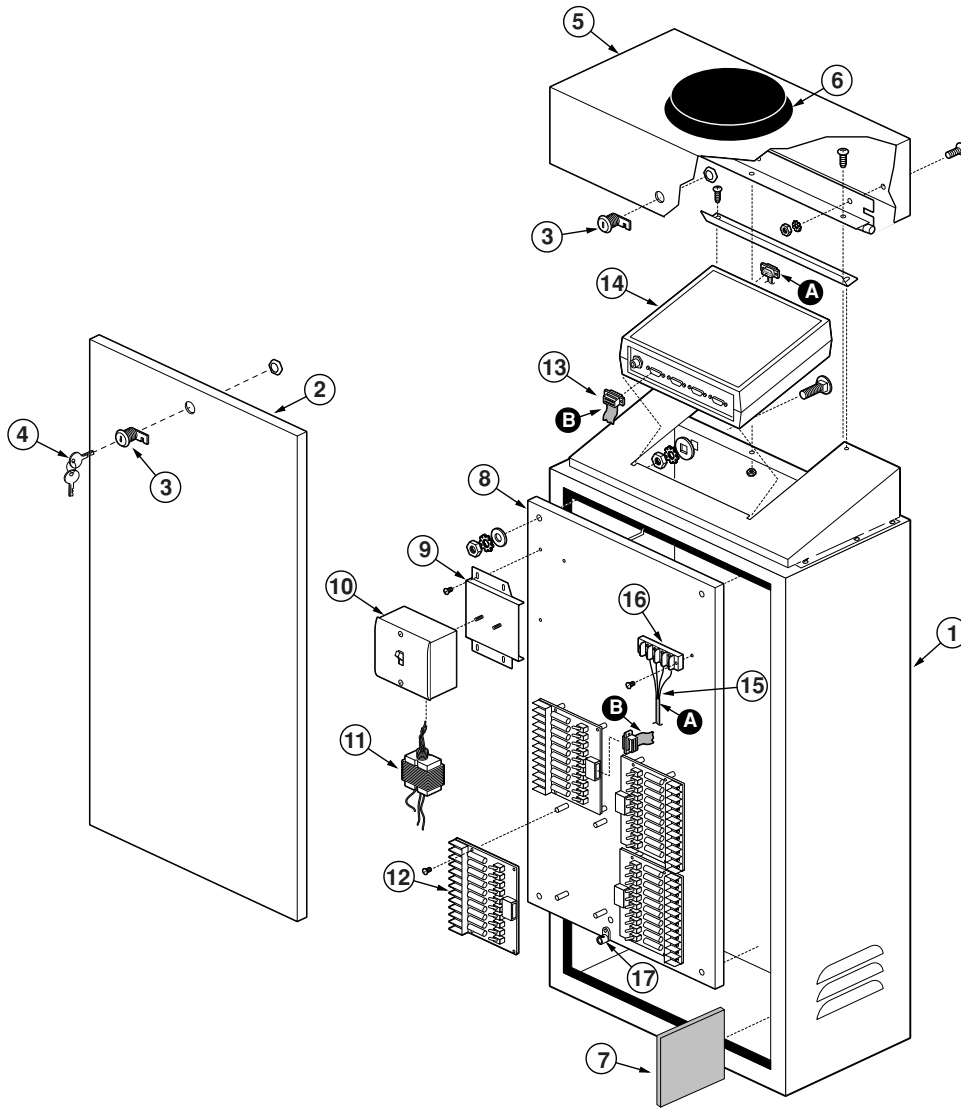
| Item No. | Part No. | Description | Quantity Per Assy. |
|----------|----------|--|--------------------|
| 1 | 102-4920 | Enclosure, Wall-mount, Small, w/o Back Plate (Includes Items 2–4) | 1 |
| 2 | 102-4923 | Door Assy., w/Lock (Includes Item 3 & 4) | 1 |
| 3 | 102-4930 | Lock Assy., Door w/Keys | 1 |
| 4 | 363-2789 | Keys, Lock | 2 |
| 5 | 102-4921 | Back Plate, Small | 1 |
| 6 | 102-4918 | Mounting Bracket, Remote Transceiver Control Module | 1 |
| 7 | 102-4922 | Junction Box Assy., SRTA | 1 |
| 8 | 102-2384 | Phone Modem (Includes Items 9–10) | 1 |
| 9 | 102-2385 | Cable Assy., Telephone Modem | 1 |
| 10 | ----- | Power Supply, Telephone Modem | 1 |
| 11 | 102-2386 | Control Module Assy., Remote Transceiver | 1 |
| 12 | 102-2377 | Power Supply, Remote Transceiver Module | 1 |
| 13 | 102-2379 | Base Antenna Assy., (Includes Item 14 and Wall-Mount Brackets) | 1 |
| 14 | 102-4908 | Antenna Grounding Assy., (Includes Item 15 and Insulation Kit) | 1 |
| 15 | 363-1553 | Lug, Grounding | 1 |
| 16 | 102-2378 | Antenna Cable, 50' | 1 |
| N/I | 102-3407 | Fuse, 1 Amp, Slow-blow (10-pack) (Used In Control Module Assembly) | 1 |
| N/I | 102-4929 | Tripod Stand, Antenna | |

Sentinel Map To Assembly – Wall Mount



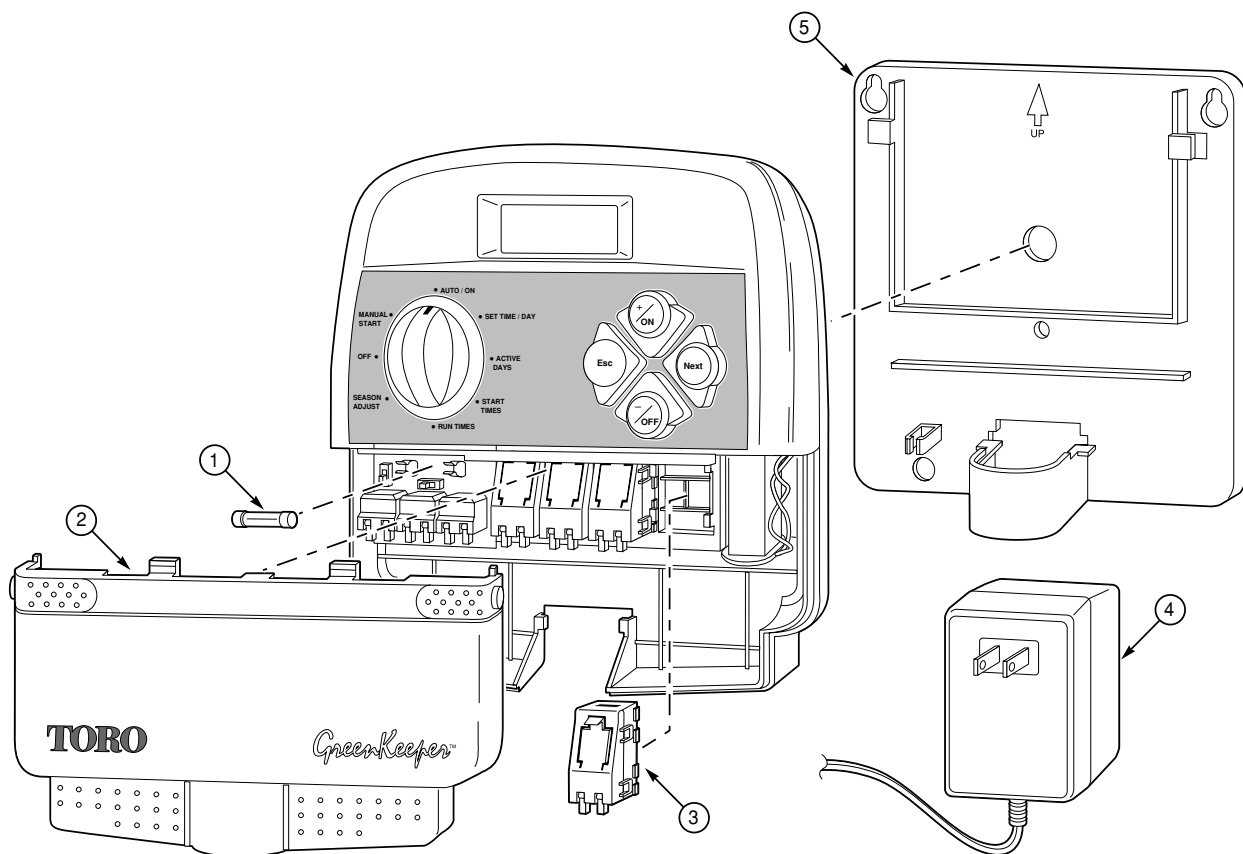
| Item No. | Part No. | Description | Quantity Per Assy. |
|--|-----------|---|--------------------|
| 1 | 102-2370 | Enclosure, Wall-mount w/o Backplate (Includes Items 1–6) | 1 |
| 2 | 102-4917 | Door Assy., w/Lock Mechanism (Includes Items 3 & 4) | 1 |
| 3 | 102-4919 | Lock Assy., Door (Includes Lock, Keys and Complete Locking Mechanism) | 2 |
| 4 | 363-2789 | Keys, Lock | 2 |
| 5 | 102-4912 | Antenna Assy., Pancake Type | 1 |
| 6 | 102-4931 | Filter, Enclosure Vent Louver | 2 |
| 7 | 102-4910 | Back Plate Assy., (Includes Items 8–11) | 1 |
| 8 | ----- | Mounting Bracket, Junction Box | 1 |
| 9 | 363-1553 | Lug, Grounding | 1 |
| 10 | 363-4635 | Toggle Switch w/Receptacle | 1 |
| 11 | 102-2369 | Power Transformer, 115/24 V a.c., 50 VA | 1 |
| 12 | 102-4918 | Mounting Bracket, Satellite Module | 1 |
| 13 | *102-2368 | Output PC Board | 1 |
| 14 | *102-4926 | Output Cable, 6", 12–48 Station | 1 |
| 14 | *102-4927 | Output Cable, 14", 24–48 Station | 1 |
| 14 | *102-4928 | Output Cable, 18", 36–48 Station | 1 |
| 15 | *102-4956 | Control Module Assy., Satellite, 12-Station | 1 |
| 15 | *102-4957 | Control Module Assy., Satellite, 24-Station | 1 |
| 15 | *102-4958 | Control Module Assy., Satellite, 36-Station | 1 |
| 15 | *102-4959 | Control Module Assy., Satellite, 48-Station | 1 |
| 16 | 102-4955 | Cable Assy., Data Retrieval (Includes Item 17) | 1 |
| 17 | ----- | Terminal Strip | 1 |
| 18 | 102-3406 | Fuse, 2 Amp, Slow-blow (10-pack) | 2 |
| * Order Through Finished Goods Distribution System–Minneapolis | | | |

Sentinel Map To Assembly – Pedestal Mount



| Item No. | Part No. | Description | Quantity Per Assy. |
|--|-----------|---|--------------------|
| 1 | 102-2371 | Enclosure, Pedestal w/o Backplate (Includes Items 1–7) | 1 |
| 2 | 102-4916 | Door Assy., Pedestal Enclosure w/Lock (Includes Items 3 & 4) | 1 |
| 3 | 102-4930 | Lock Assy., Door w/Keys | 2 |
| 4 | 363-2789 | Keys, Lock | 4 |
| 5 | 102-4915 | Top Assy., Pedestal Enclosure w/Antenna (Includes Item 6) | 1 |
| 6 | 102-4912 | Antenna Assy., Pancake Type | 1 |
| 7 | 102-4931 | Filter, Enclosure Vent Louver | 2 |
| 8 | 102-4910 | Back Plate Assy., (Includes Items 9–11 & 17) | 1 |
| 9 | ----- | Mounting Bracket, Junction Box | 1 |
| 10 | 363-4635 | Toggle Switch w/Receptacle | 1 |
| 11 | 102-2369 | Transformer, Power, 115/24 V a.c., 50 VA | 1 |
| 12 | *102-2368 | Output PCB Assembly | 1 |
| 13 | *102-4924 | Output Cable, 24", 12–48-Station | 1 |
| 13 | *102-4925 | Output Cable, 30", 24–48-Station | 1 |
| 14 | *102-4956 | Control Module Assy., Satellite, 12-Station | 1 |
| 14 | *102-4957 | Control Module Assy., Satellite, 24-Station | 1 |
| 14 | *102-4958 | Control Module Assy., Satellite, 36-Station | 1 |
| 14 | *102-4959 | Control Module Assy., Satellite, 48-Station | 1 |
| 15 | *102-4955 | Cable Assembly, Data Retrieval (Includes Item 16) | 1 |
| 16 | ----- | Terminal Strip | 1 |
| 17 | 363-1553 | Lug, Grounding | 1 |
| N/I | 102-3406 | Fuse, 2 Amp, Slow-blow (10-pack) (Used In Control Module Assy.) | 2 |
| * Order Through Finished Goods Distribution System–Minneapolis | | | |

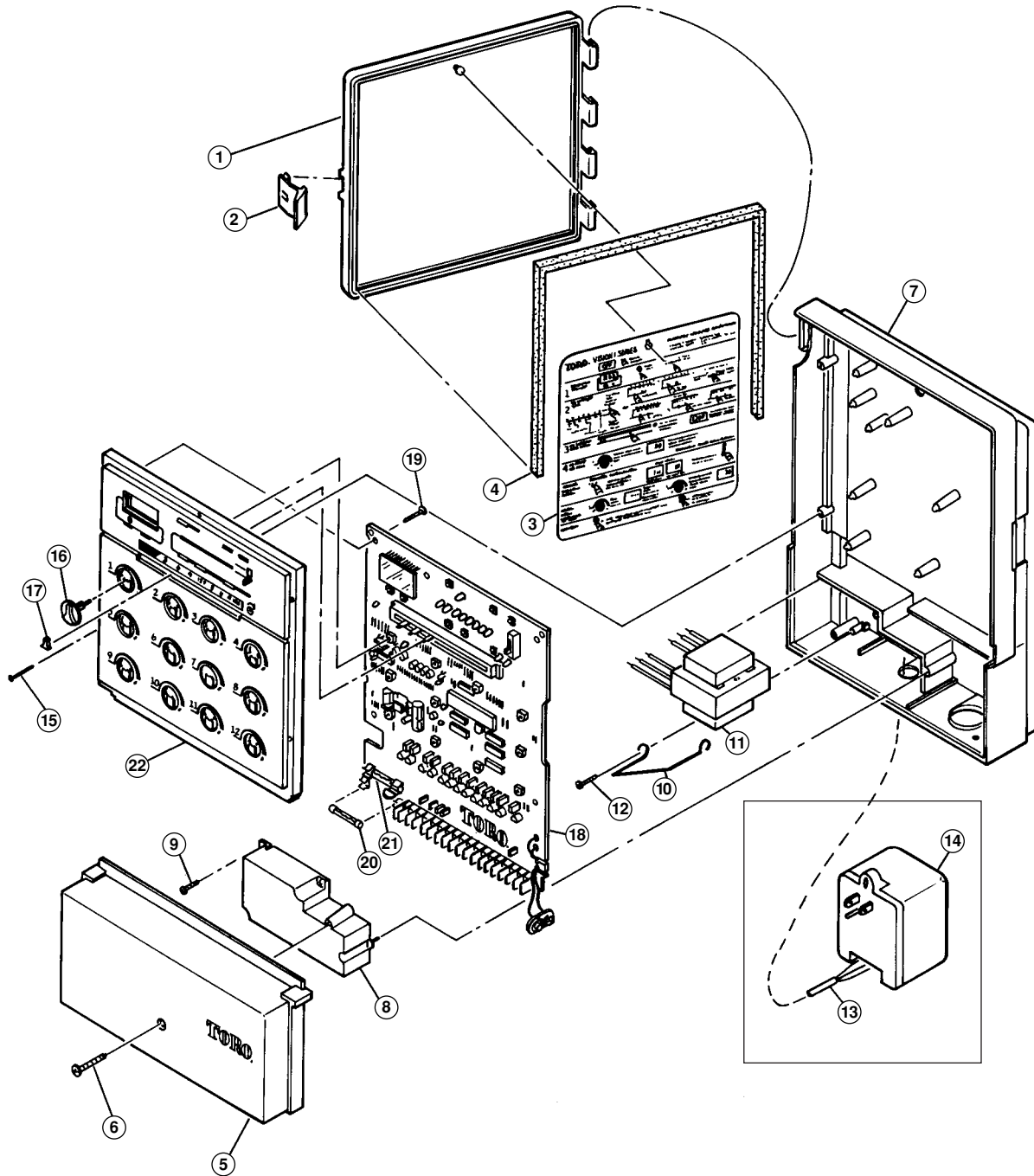
GreenKeeper



| Item No. | Part No. | Description | Quantity Per Assy. |
|----------|----------|--|--------------------|
| 1 | 102-3819 | Fuse, 3/4 Amp (10-pack) | 1 |
| 2 | 363-3522 | Front Plate | 1 |
| 3 | *MOD-02 | Two-Station Module | 2 |
| 4 | 363-3514 | Transformer, 120 V a.c., 24 V a.c. | 1 |
| 4 | 363-3664 | Transformer, 230 V a.c., 24 V a.c. (Europe) | 1 |
| 4 | 363-3665 | Transformer, 240 V a.c., 24 V a.c. (Australia) | 1 |
| 5 | 363-3521 | Mounting Plate | 1 |

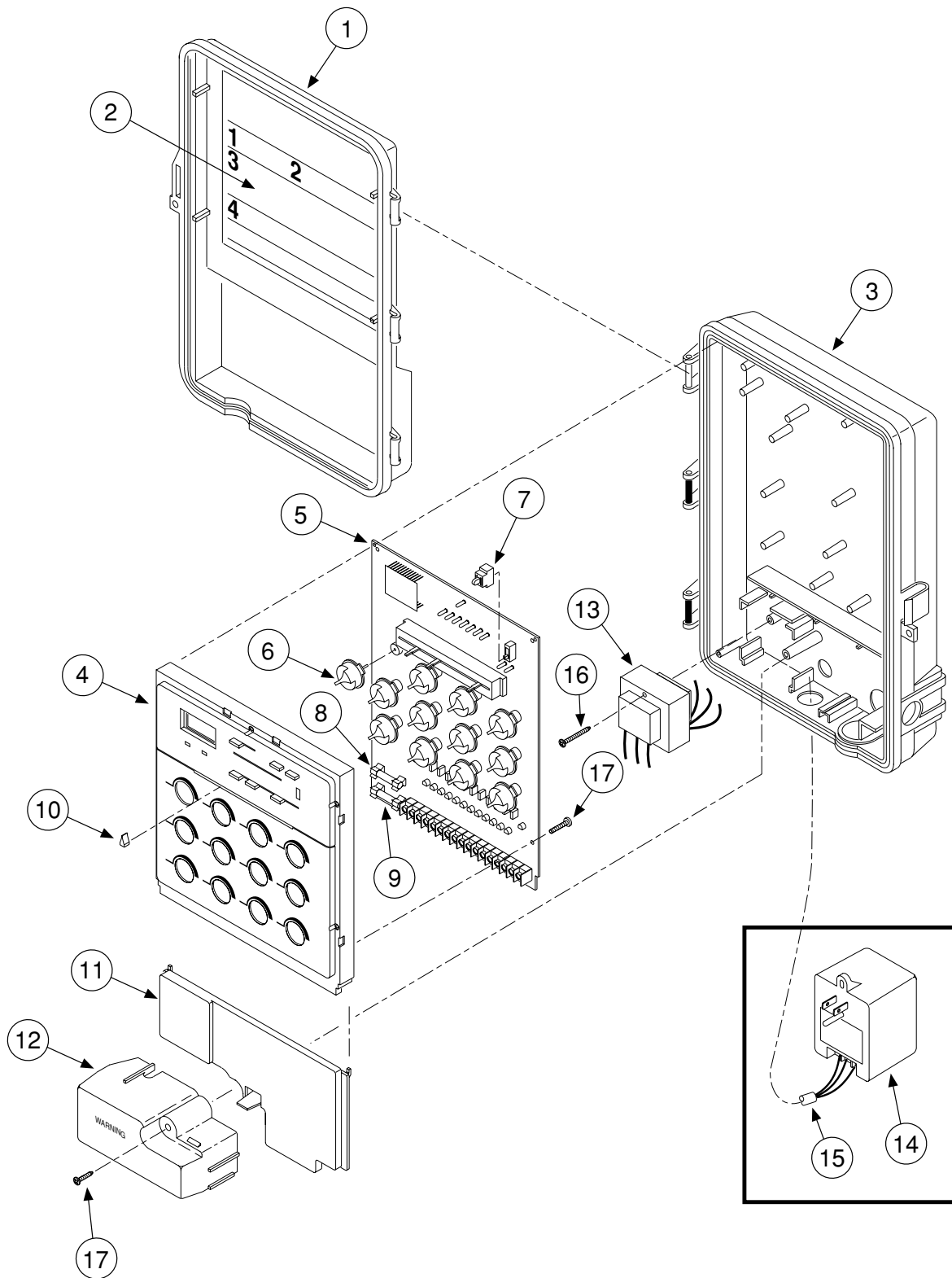
* Order Through Finished Goods Distribution System—Minneapolis

Vision I – Old Style Cabinet



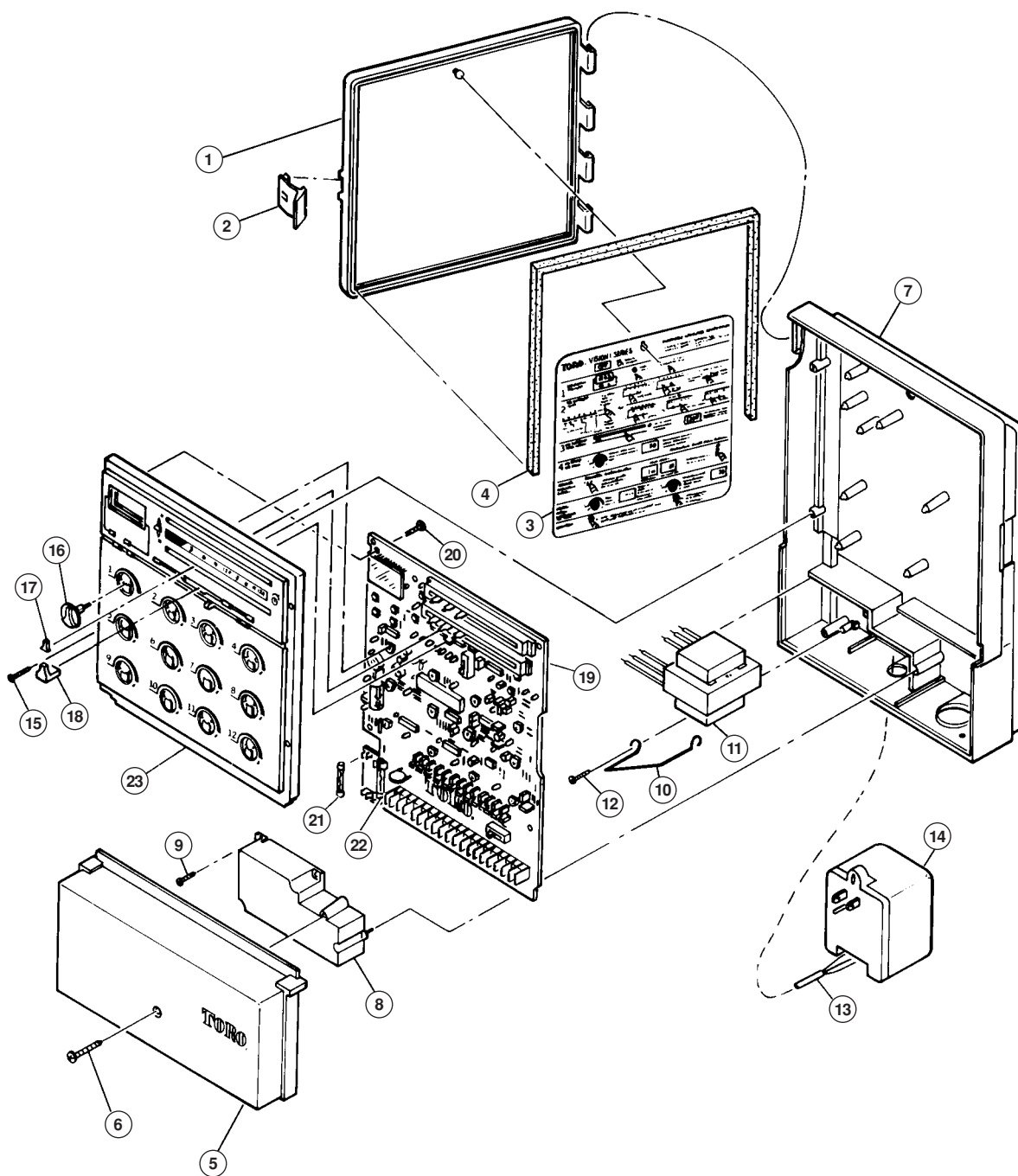
| Item No. | Part No. | Description | Quantity Per Assy. |
|----------|----------|---|-----------------------|
| 1 | 35-9513 | Door, Plastic | 1 |
| 2 | 91-0150 | Latch, Door | 1 |
| 3 | 91-0213 | Card, Instruction, Operating | 1 |
| 4 | 91-0416 | Gasket, Door | 1 |
| 5 | 35-9507 | Cover, Terminal | 1 |
| 6 | 363-1548 | Screw, Tap, #6 | 1 |
| 7 | 35-9512 | Housing, Controller | 1 |
| 8 | 89-0396 | Cover, Transformer | 1 |
| 9 | 363-1355 | Screw, Tap, #6 | 1 |
| 10 | 91-0228 | Retainer, Transformer | 1 |
| 11 | 35-9950 | Transformer, 120 V a.c., 24 V a.c., | 1 |
| 11 | 35-9956 | Transformer, 220/240 V a.c., 24 V a.c. (Export Models Only) | 1 |
| 12 | 363-1355 | Screw, Tap, #6 | 1 |
| 13 | 91-0188 | Cable, Power Interconnect, Plug-In Models | 1 |
| 14 | 35-9914 | Transformer, Plug-In, 120 V a.c., 24 V a.c. | 1 |
| 15 | 363-5052 | Screw, 4-24 x 11/16" | 5 |
| 16 | 35-9480 | Knob, Station (One Per Station) | |
| 17 | 35-9482 | Knob, Slide Pot. | 3 |
| 18 | ----- | PCB Assy. (See Service Items) | 1 |
| 19 | 363-1355 | Screw, Tap #6 | 4 |
| 20 | 1-7088 | Fuse, 1 Amp | 1 |
| 21 | 363-2638 | Fuse, 0.5 Amp | 1 |
| 22 | ----- | Plate, Front, 6, 9, and 12 Station (See Service Items) | 1 |
| | | SERVICE ITEMS | |
| | 363-5078 | Barrier Strip, 4 P, Input Power, Export | |
| | 89-7049 | Kit, Installation, Vision I | |
| | 363-2926 | Block, Terminal, 11 Position | |
| | 91-1344 | Timing Mechanism, 6-Station (Includes Items 16–21) | |
| | 91-1345 | PCB, 6-Station (Includes Items 18, 20 & 21) | |
| | 91-1346 | Timing Mechanism, 9-Station (Includes Items 16–21) | |
| | 91-1347 | PCB, 9-Station (Includes Items 18, 20 & 21) | |
| | 91-1348 | Timing Mechanism, 12-Station (Includes Items 16–21) | |
| | 91-1349 | PCB, 12-Station (Includes Items 18, 20 & 21) | |
| | 91-1356 | Timing Mechanism, 6-Station, Export (Includes Items 16–21) | |
| | 91-1357 | PCB, 6-Station, Export (Includes Items 18, 20 & 21) | |
| | 91-1358 | Timing Mechanism, 9-Station, Export (Includes Items 16–21) | |
| | 91-1359 | PCB, 9-Station, Export (Includes Items 18, 20 & 21) | |
| | 91-1360 | Timing Mechanism, 12-Station, Export (Includes Items 16–21) | |
| | 91-1362 | PCB, 12-Station, Export (Includes Items 18, 20 & 21) | |

Vision I – New-Style Plastic Cabinet



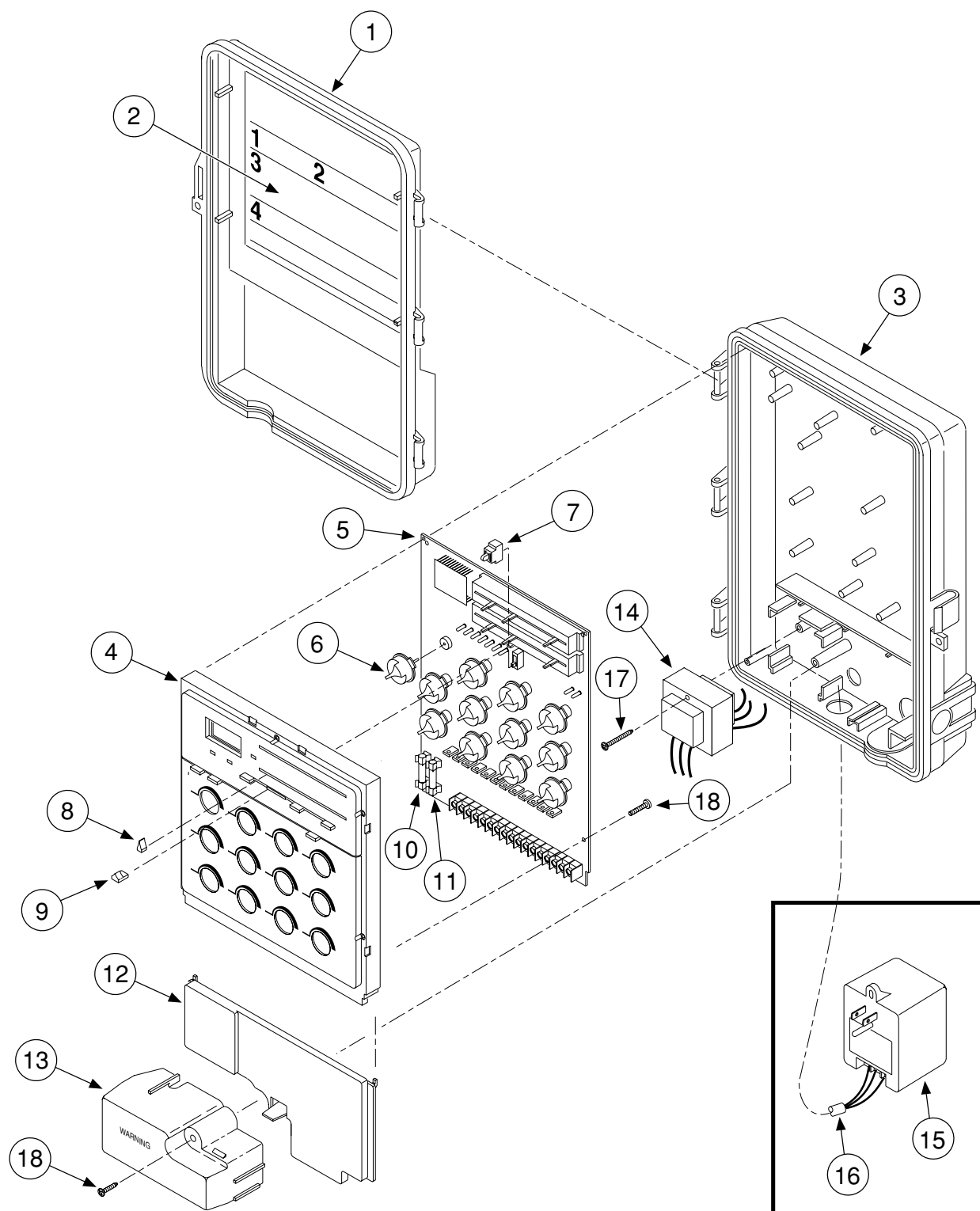
| Item No. | Part No. | Description | Quantity Per Assy. |
|----------|----------|---|-----------------------|
| 1 | 91-1326 | Cover, Beige | 1 |
| 2 | 91-0805 | Decal, Instruction | 1 |
| 3 | 91-1324 | Housing, Beige | 1 |
| 4 | 91-0971 | Front Plate, 6-Station | 1 |
| 4 | 91-1009 | Front Plate, 9-Station | 1 |
| 4 | 91-0969 | Front Plate, 12-Station | 1 |
| 5 | ----- | PCB Assy., 6-Station (See Service Items) | 1 |
| 5 | ----- | PCB Assy., 9-Station (See Service Items) | 1 |
| 5 | ----- | PCB Assy., 12-Station (See Service Items) | 1 |
| 6 | 35-9480 | Knob, Station | 1 |
| 7 | ----- | Extender, Slide Switch | 1 |
| 8 | 363-2638 | Fuse, 0.5 Amp | 1 |
| 9 | 1-7088 | Fuse, 1 Amp | 1 |
| 10 | 35-9482 | Knob, Slide Pot | 1 |
| 11 | 91-1337 | Cover, Terminal, Beige | 1 |
| 12 | 91-1328 | Cover, Transformer, Beige | 1 |
| 13 | 35-9950 | Transformer, 120 V a.c., 24 V a.c. | 1 |
| 13 | 35-9956 | Transformer, 220/240 V a.c., 24 V a.c. (Export Models Only) | 1 |
| 14 | 35-9914 | Transformer, Plug-In, 120 V a.c., 24 V a.c. | 1 |
| 15 | 91-0188 | Cable, Power Interconnect, Plug-In Models | 1 |
| 16 | 363-3195 | Screw, Tap #6 x 1.5" | 1 |
| 17 | 363-1355 | Screw, Tap, #6 | 1 |
| | | SERVICE ITEMS | |
| | 363-5078 | Barrier Strip, 4 P, Input Power, Export | |
| | 89-7049 | Kit, Installation, Vision I | |
| | 363-2926 | Block, Terminal, 11-Position | |
| | 91-1344 | Timing Mechanism Assy., 6-Station (Includes Items 4–11) | |
| | 91-1345 | PCB Assy., 6-Station (Includes Items 5, 10 & 11) | |
| | 91-1346 | Timing Mechanism Assy., 9-Station (Includes Items 4–11) | |
| | 91-1347 | PCB Assy., 9-Station (Includes Items 5, 10 & 11) | |
| | 91-1348 | Timing Mechanism Assy., 12-Station (Includes Items 4–11) | |
| | 91-1349 | PCB Assy., 12-Station (Includes Items 5, 10 & 11) | |
| | 91-1356 | Timing Mechanism, 6-Export (Includes Items 5, 10 & 11) | |
| | 91-1358 | Timing Mechanism, 9-Station, Export (Includes Items 4–11) | |
| | 91-1359 | PCB Assy., 9-Station, Export (Includes Items 5, 10 & 11) | |
| | 91-1360 | Timing Mechanism, 12-Station, Export (Includes Items 4–11) | |
| | 91-1362 | PCB Assy., 12-Station, Export (Includes Items 5, 10 & 11) | |

Vision II – Old-Style Plastic Cabinet



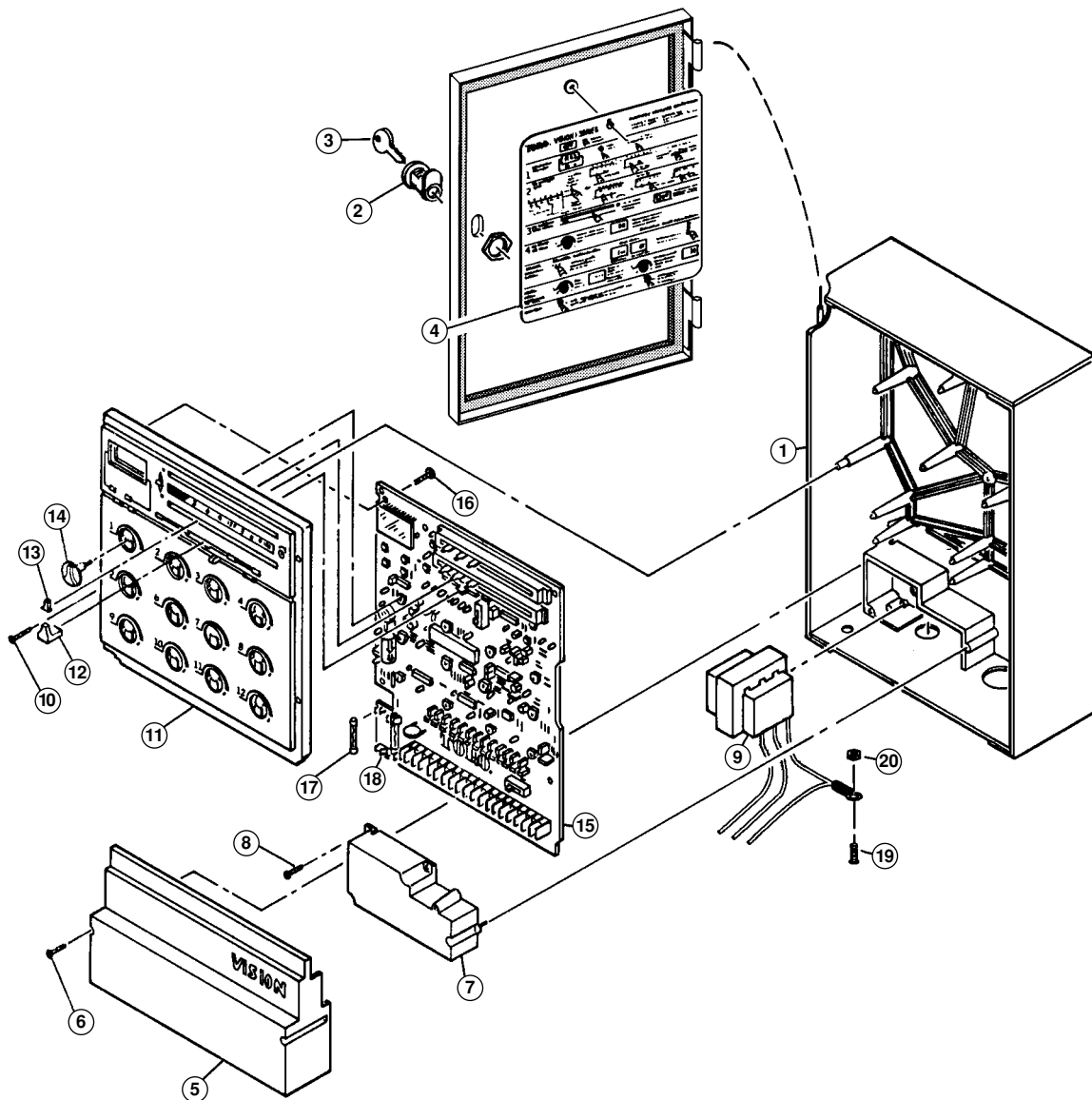
| Item No. | Part No. | Description | Quantity Per Assy. |
|----------------------|----------|---|-----------------------|
| 1 | 91-0052 | Door, Plastic | 1 |
| 2 | 91-0150 | Latch, Door | 1 |
| 3 | 91-0206 | Card, Instruction | 1 |
| 4 | 91-0416 | Gasket, Door | 1 |
| 5 | 91-0050 | Cover, Terminal | 1 |
| 6 | 363-1548 | Screw, Tap, #6 | 1 |
| 7 | 91-0051 | Housing, Controller | 1 |
| 8 | 91-0053 | Cover, Transformer | 1 |
| 9 | 363-1355 | Screw, Tap, #6 | 1 |
| 10 | 91-0228 | Retainer, Transformer | 1 |
| 11 | 35-9950 | Transformer, 120 V a.c., 24 V a.c. | 1 |
| 11 | 35-9956 | Transformer, 220/240 V a.c., 24 V a.c. (Export Models Only) | 1 |
| 12 | 363-1355 | Screw, Tap, #6 | 1 |
| 13 | 91-0188 | Cable, Power Interconnect, Plug-in Models | 1 |
| 14 | 35-9914 | Transformer, Plug-In, 120 V a.c., 24 V a.c. | 1 |
| 15 | 363-5052 | Screw, 4-24 x 11/16" | 5 |
| 16 | 91-0054 | Knob, Station (One Per Station) | |
| 17 | 89-0410 | Knob, Slide Pot. | 6 |
| 18 | 91-0056 | Knob, Slide Pot. | 1 |
| 19 | ----- | PCB Assy. (See Service Items) | 1 |
| 20 | 363-1355 | Screw, Tap #6 | 4 |
| 21 | 360-0749 | Fuse, 1.5 Amp | 1 |
| 22 | 102-3819 | Fuse, 0.75 Amp (10-pack) | 1 |
| 23 | ----- | Plate, Front, 6, 9, and 12-Station (See Service Items) | 1 |
| SERVICE ITEMS | | | |
| | 363-5078 | Barrier Strip, 4 P, Input Power, Export | |
| | 89-7050 | Kit, Accessory, Vision II | |
| | 89-9393 | Timing Mechanism, 6-Station (Includes Items 16–23) | |
| | 89-9394 | Timing Mechanism, 9-Station (Includes Items 16–23) | |
| | 89-9395 | Timing Mechanism, 12-Station (Includes Items 16–23) | |
| | 91-1362 | Timing Mechanism, 6-Station, Export (Includes Items 16–23) | |
| | 91-1363 | PCB Assy., 6-Station, Export (Includes Items 19, 21 & 22) | |
| | 91-1364 | Timing Mechanism, 9-Station, Export (Includes Items 16–23) | |
| | 91-1365 | PCB Assy., 9-Station, Export (Includes Items 19, 21 & 22) | |
| | 89-9395 | Timing Mechanism, 12-Station, Export (Includes Items 16–23) | |
| | 91-1367 | PCB Assy., 12-Station, Export (Includes Items 19, 21 & 22) | |

Vision II – New Style Plastic Cabinet



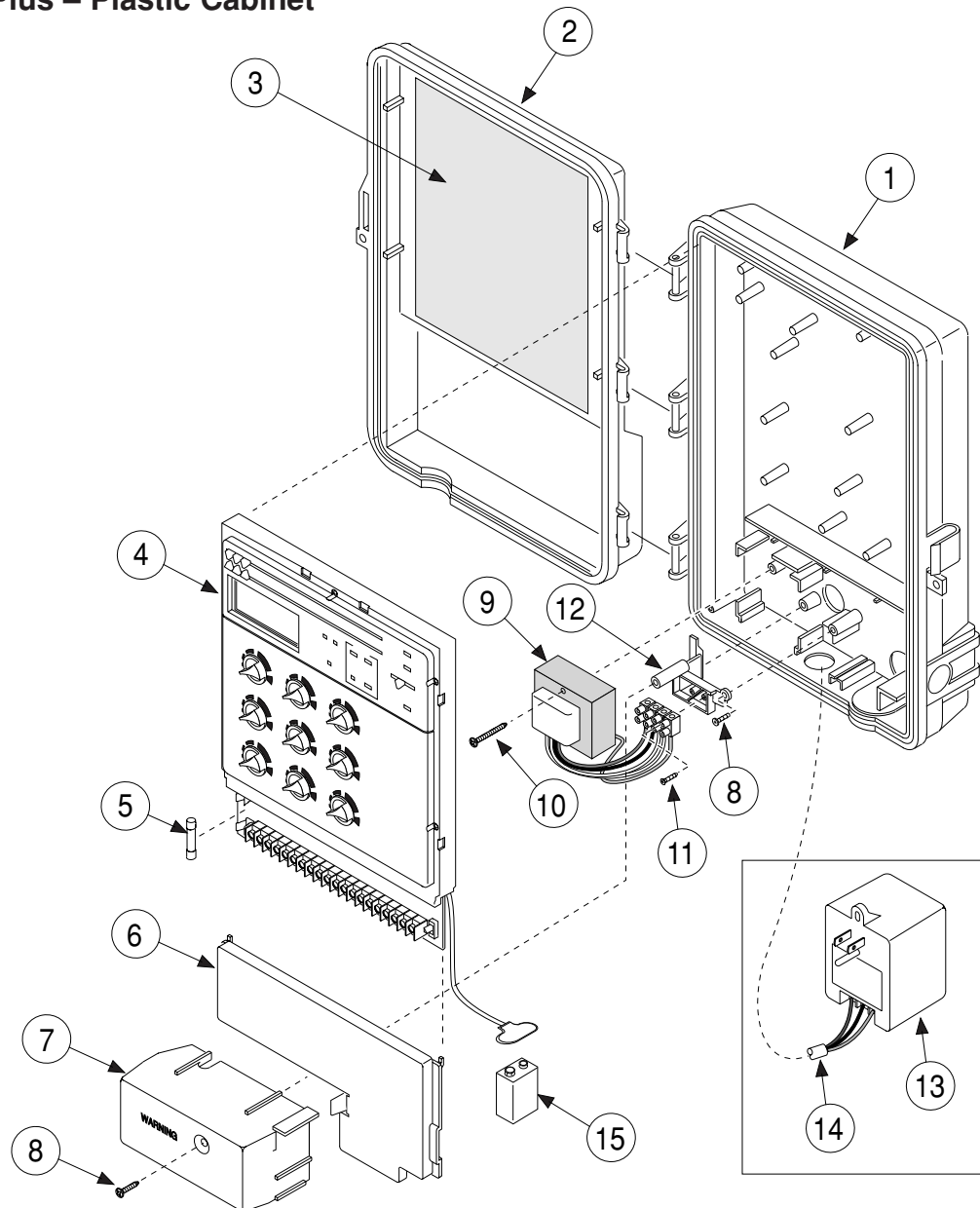
| Item No. | Part No. | Description | Quantity Per Assy. |
|----------|----------|---|-----------------------|
| 1 | 91-1327 | Cover, Gray | 1 |
| 2 | 91-0806 | Decal, Instruction | 1 |
| 3 | 91-1325 | Housing, Gray | 1 |
| 4 | 91-0972 | Front Plate, 12-Station | 1 |
| 4 | 91-0973 | Front Plate, 9-Station | 1 |
| 4 | 91-0974 | Front Plate, 6-Station | 1 |
| 5 | ----- | PCB Assy., 12-Station (See Service Items) | 1 |
| 5 | ----- | PCB Assy., 9-Station (See Service Items) | 1 |
| 5 | ----- | PCB Assy., 6-Station (See Service Items) | 1 |
| 6 | 91-0054 | Knob, Station | 1 |
| 7 | ----- | Extender, Slide Switch | 1 |
| 8 | 91-0056 | Knob, Slide | 1 |
| 9 | 89-0410 | Knob, Slide | 1 |
| 10 | 360-0749 | Fuse, 1.5 Amp | 1 |
| 11 | 102-3819 | Fuse, 0.75 Amp (10-pack) | 1 |
| 12 | 91-1521 | Cover, Terminal, Gray | 1 |
| 13 | 91-1329 | Cover, Transformer, Gray | 1 |
| 14 | 35-9951 | Transformer, 120 V a.c., 24 V a.c. | 1 |
| 14 | 35-9957 | Transformer, 220/240 V a.c., 24 V a.c. (Export Models Only) | 1 |
| 15 | 35-9914 | Transformer, Plug-in, 120 V a.c., 24 V a.c. | 1 |
| 16 | 91-0188 | Cable, Power, Interconnect, Plug-in Models | 1 |
| 17 | 363-3195 | Screw, Tap, #6 x 1.5" | 1 |
| 18 | 363-1355 | Screw, Tap, #6 | 1 |
| | | SERVICE ITEMS | |
| | 363-5078 | Barrier Strip, 4 P, Input Power, Export | |
| | 89-7050 | Kit, Accessory, Vision II | |
| | 89-9393 | Timing Mechanism, 6-Station (Includes Items 4–11) | |
| | 89-9394 | Timing Mechanism, 9-Station (Includes Items 4–11) | |
| | 89-9395 | Timing Mechanism, 12-Station (Includes Items 4–11) | |
| | 91-1362 | Timing Mechanism, 6-Station, Export (Includes Items 4–11) | |
| | 91-1363 | PCB Assy., 6-Station, Export (Includes Items 5, 10 & 11) | |
| | 91-1364 | Timing Mechanism, 9-Station, Export (Includes Items 4–11) | |
| | 91-1365 | PCB Assy., 9-Station, Export (Includes Items 5, 10 & 11) | |
| | 89-9395 | Timing Mechanism, 12-Station, Export (Includes Items 4–11) | |
| | 91-1367 | PCB Assy., 12-Station, Export (Includes Items 5, 10 & 11) | |

Vision II – Metal Cabinet



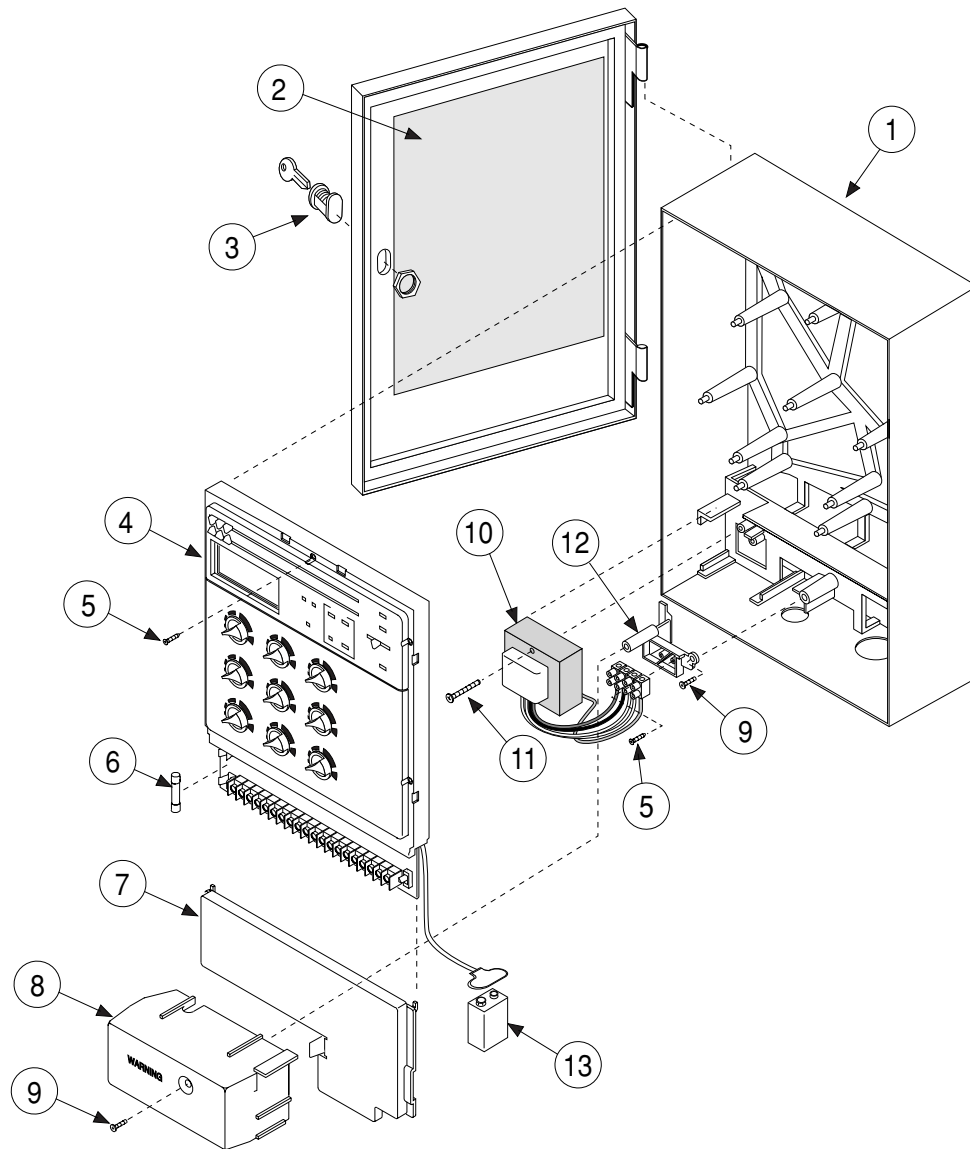
| Item No. | Part No. | Description | Quantity Per Assy. |
|----------|----------|---|-----------------------|
| 1 | 91-0803 | Cabinet (Includes Door Assy.) | 1 |
| 2 | 363-1414 | Lock Assy. (Includes Item 3) | 1 |
| 3 | 363-2789 | Key, CH-71 | 1 |
| 4 | 91-0206 | Card, Instruction | 1 |
| 5 | 91-0004 | Cover, Access | 1 |
| 6 | 363-1596 | Screw, Tap, #6 | 2 |
| 7 | 91-0053 | Cover, Transformer | 1 |
| 8 | 363-1355 | Screw, Tap, #6 | 2 |
| 9 | 35-9951 | Transformer, 120 V a.c., 24 V a.c. | 1 |
| 9 | 35-9957 | Transformer, 220/240 V a.c., 24 V a.c. (Export Models Only) | 1 |
| 10 | 363-5052 | Screw, 4-24 x 11/16" | 5 |
| 11 | 91-0971 | Plate, Front, 6-Station, Domestic | 1 |
| 11 | 35-9499 | Plate, Front, 6-Station, Export | 1 |
| 11 | 91-1009 | Plate, Front, 9-Station, Domestic | 1 |
| 11 | 35-9510 | Plate, Front, 9-Station, Export | 1 |
| 11 | 91-0969 | Plate, Front, 12-Station, Domestic | 1 |
| 11 | 35-9519 | Plate, Front, 12-Station, Export | 1 |
| 12 | 89-0410 | Knob, Slide Pot | 6 |
| 13 | 91-0056 | Knob, Slide Pot | 1 |
| 14 | 91-0054 | Knob, Station (One Per Station) | |
| 15 | ----- | PCB Assy. (See Service Items) | 1 |
| 16 | 363-1355 | Screw, Tap #6 | 4 |
| 17 | 360-0749 | Fuse, 1.5 Amp | 1 |
| 18 | 102-3819 | Fuse, 0.75 Amp (10-pack) | 1 |
| 19 | 1-3076 | Screw, 6-32 x 3/8" | 1 |
| 20 | 360-0151 | Nut, 6-32 | 1 |
| | | SERVICE ITEMS | |
| | 363-5078 | Strip, Barrier, 4 P, Input Power, Export | |
| | 89-7050 | Kit, Accessory, Vision II | |
| | 91-1350 | Timing Mechanism, 6-Station (Includes Items 15–22) | |
| | 89-9394 | Timing Mechanism, 9-Station (Includes Items 15–22) | |
| | 89-9395 | Timing Mechanism, 12-Station (Includes Items 15–22) | |
| | 91-1362 | Timing Mechanism, 6-Station, Export (Includes Items 15–22) | |
| | 91-1364 | Timing Mechanism, 9-Station, Export (Includes Items 15–22) | |
| | 89-9395 | Timing Mechanism, 12-Station, Export (Includes Items 15–22) | |
| | 91-1363 | PCB, 6-Station, Export (Includes Item 15, 17 & 18) | |
| | 91-1365 | PCB, 9-Station, Export (Includes Item 15, 17 & 18) | |
| | 91-1367 | PCB, 12-Station, Export (Includes Item 15, 17 & 18) | |

Vision II Plus – Plastic Cabinet



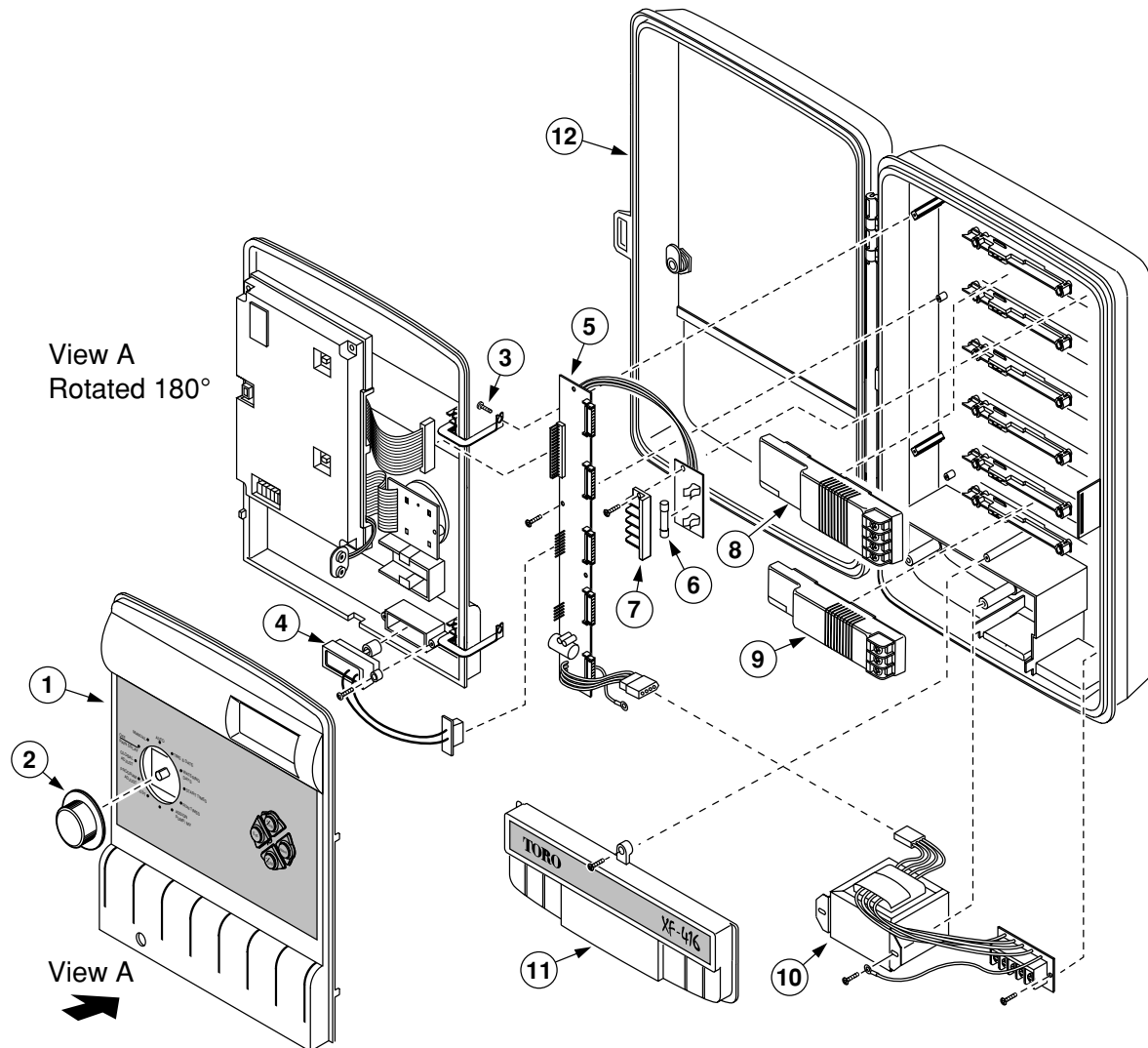
| Item No. | Part No. | Description | Quantity Per Assy. |
|----------|----------|--|--------------------|
| 1 | 89-8804 | Housing | 1 |
| 2 | 89-8802 | Cover | 1 |
| 3 | ----- | Quick Reference Guide Decal (English) | 1 |
| 4 | 89-9393 | Timing Mechanism Assy., 6-station | 1 |
| 4 | 89-9394 | Timing Mechanism Assy., 9-station | 1 |
| 4 | 89-9395 | Timing Mechanism Assy., 12-station | 1 |
| 5 | 360-0749 | Fuse, 1.5A, Fast-Blow | 1 |
| 6 | 89-8500 | Cover, Terminal | 1 |
| 7 | 89-8499 | Cover, Transformer | 1 |
| 8 | 363-1687 | Screw, Tap #8 x 0.5" | 2 |
| 9 | 363-4170 | Transformer Assy., 120 V a.c. | 1 |
| 9 | 89-8621 | Transformer Assy., 120/240 V a.c. (Export Models Only) | 1 |
| 10 | 363-3195 | Screw, Tap, #6 x 1.5" | 1 |
| 11 | 363-5052 | Screw, Tap, #4 x 0.56" | 2 |
| 12 | 35-8576 | AC Terminal Bracket | 1 |
| 13 | 35-9955 | Transformer, External (Plug-in Models Only) | 1 |
| 14 | 91-0188 | Cable, Power Interconnect (Plug-in Models Only) | 1 |
| 15 | 363-3793 | Battery, 9V, Rechargeable | 1 |

Vision II Plus — Metal Cabinet



| Item No. | Part No. | Description | Quantity Per Assy. |
|----------|----------|--|--------------------|
| 1 | 91-0803 | Housing | 1 |
| 2 | ----- | Quick Reference Guide Decal (English) | 1 |
| 3 | 363-1414 | Lock w/Key | 1 |
| 4 | 89-9393 | Timing Mechanism Assy., 6-station | 1 |
| 4 | 89-9394 | Timing Mechanism Assy., 9-station | 1 |
| 4 | 89-9395 | Timing Mechanism Assy., 12-station | 1 |
| 5 | 363-5052 | Screw, Tap, #4 x 0.56" | 2 |
| 6 | 360-0749 | Fuse, 1.5 Amp, Fast-blow | 1 |
| 7 | 89-8523 | Cover, Terminal, Metal | 1 |
| 8 | 89-8499 | Cover, Transformer | 1 |
| 9 | 363-1687 | Screw, Tap #8 x 0.5" | 2 |
| 10 | 363-4170 | Transformer Assy., 120 V a.c. | 1 |
| 10 | 89-8621 | Transformer Assy., 120/240 V a.c. (Export Models Only) | 1 |
| 11 | 363-3195 | Screw, Tap, #6 x 1.5" | 1 |
| 12 | ----- | AC Terminal Bracket | 1 |
| 13 | 363-3793 | Battery, 9V, Rechargeable | 1 |

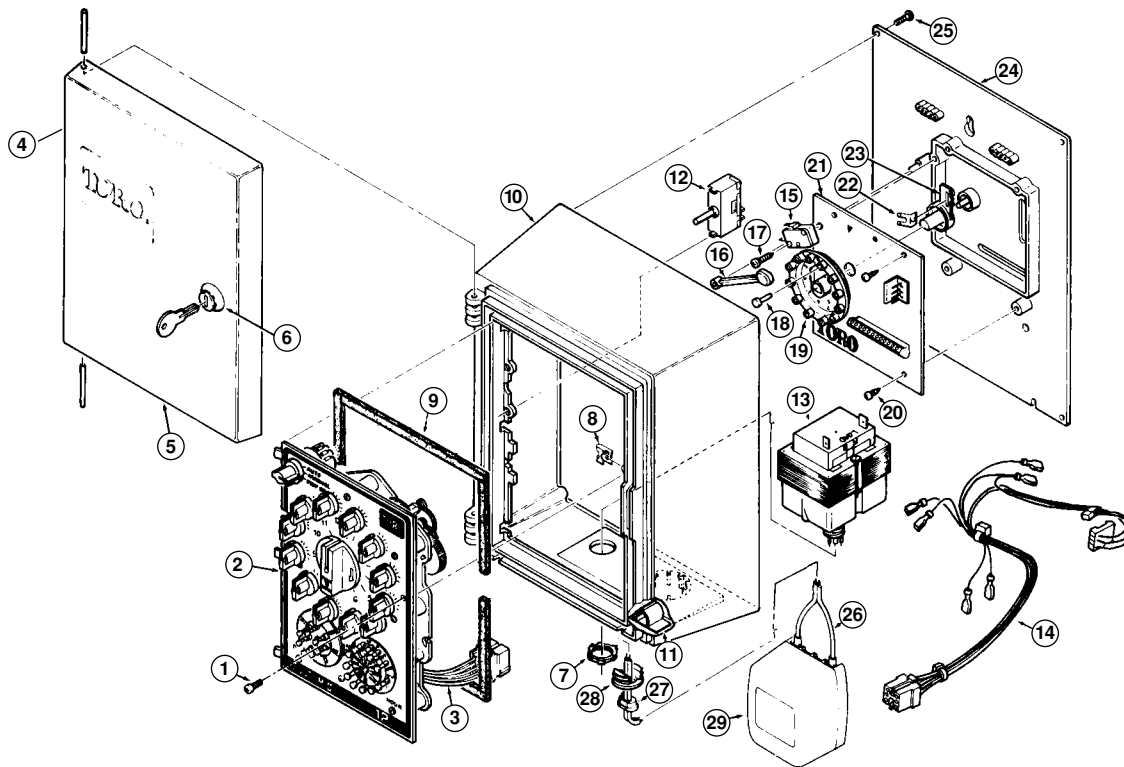
XF-416



| Item No. | Part No. | Description | Quantity Per Assy. |
|----------|----------|---|--------------------|
| 1 | 363-3509 | Timing Mechanism Assy. (Includes Items 2 & 3) | 1 |
| 2 | 363-3508 | Knob, Rotary Switch | 1 |
| 3 | ---- | Screw, Tap #6 | 2 |
| 4 | ---- | Circuit Breaker Assy. | 1 |
| 5 | 363-3525 | Buss Board Assy. (Includes Item 6) | 1 |
| 6 | 363-2638 | Fuse, 0.5 Amp | 1 |
| 7 | ---- | Terminal Block | 1 |
| 8 | ---- | 4-Station Expansion Module | 1 |
| 9 | ---- | Pump Module | 1 |
| 10 | 363-3524 | Transformer Assy. (Includes Item 4) | 1 |
| 11 | ---- | Access Cover | 1 |
| 12 | ---- | Cabinet Assy. | 1 |

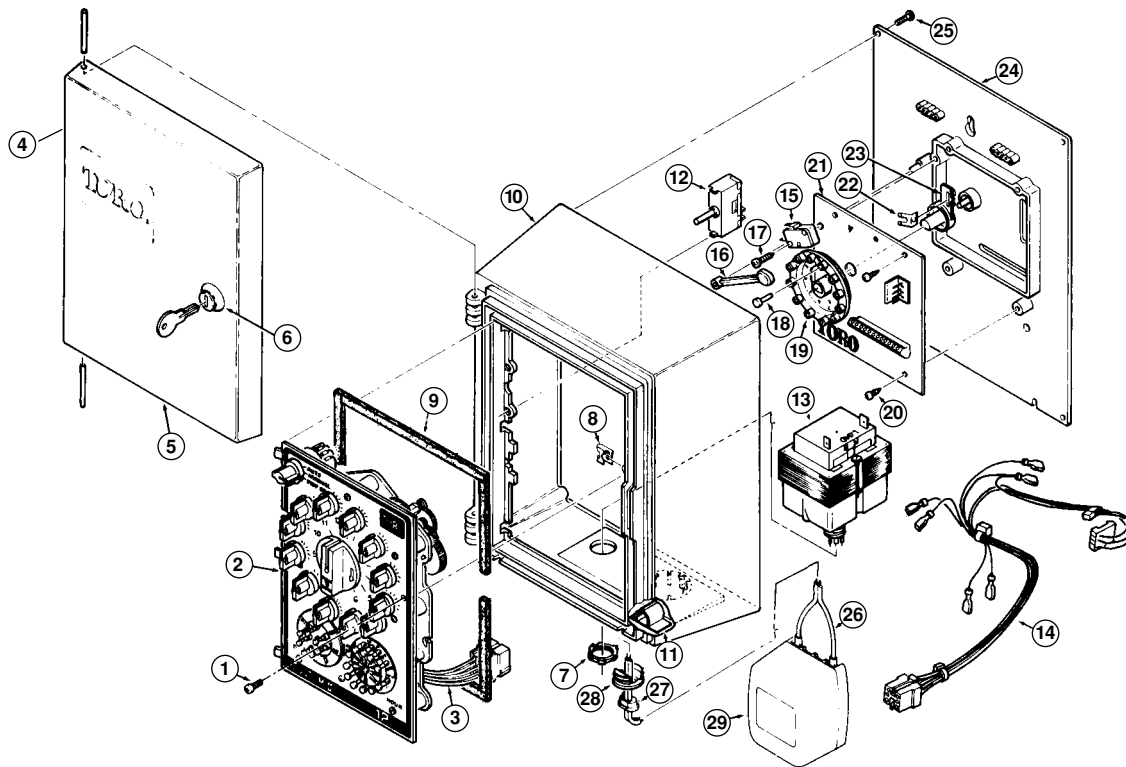
This image shows a single sheet of white paper with horizontal ruling lines. The lines are evenly spaced and run across the width of the page. There are no margins, text, or other markings on the paper.

Custom II 8- and 12-Station Electric (Sheet 1 of 2)



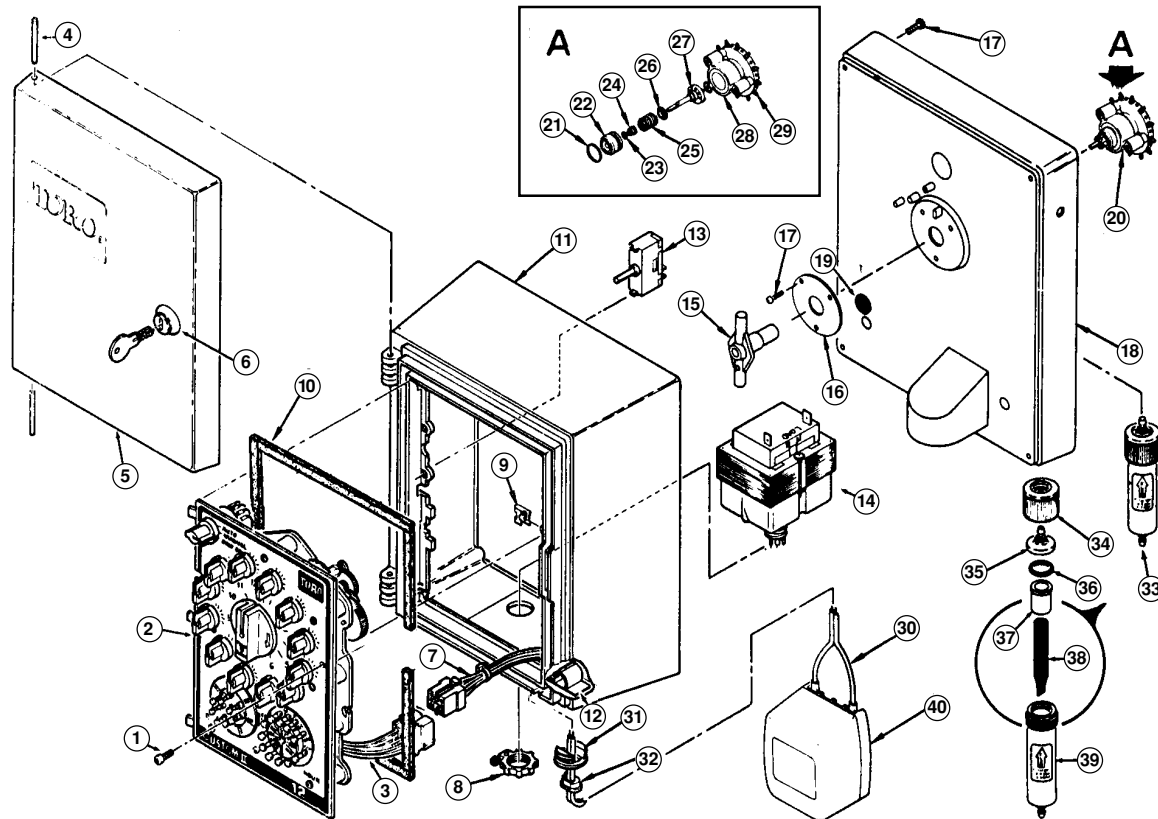
| Item No. | Part No. | Description | Quantity Per Assy. |
|----------|----------|---|--------------------|
| 1 | 363-1306 | Screw, Tap, #6 | 1 |
| 2 | 91-1662 | TM, 8-Station, Domestic and CSA (Incl. Item 3) (See p. 162 for Parts List) | 1 |
| 2 | 91-1666 | TM, 8-Station, Export (Incl. Item 3) (See p. 162 for Parts Breakdown) | 1 |
| 2 | 91-1663 | TM, 12-Station, Domestic and CSA (Incl. Item 3) (See p. 162 for Parts List) | 1 |
| 2 | 35-8172 | TM, 12-Station, Export (Includes Item 3) (See p. 162 for Parts Breakdown) | 1 |
| 3 | 35-8114 | Wire Harness, TM | 1 |
| 4 | 35-8110 | Door Assy. | 1 |
| 5 | 35-1766 | Door | 1 |
| 6 | 363-1414 | Lock Assy. | 1 |
| N/I | 35-8116 | Decal, Operating Instructions | 1 |
| 7 | 363-1889 | Nut, Conduit | 1 |
| 8 | 363-1597 | Fastener | 1 |
| 9 | 35-1760 | Gasket, Housing | 1 |
| 10 | 9-7972 | Housing | 1 |
| 11 | 363-1869 | Clip, Cable | 1 |
| 12 | 360-0655 | Breaker, Circuit | 1 |
| 13 | 363-2414 | Transformer, 120 V a.c., 24 V a.c., 60 Hz | 1 |
| 13 | 363-2415 | Transformer, 240 V a.c., 24 V a.c., 50 Hz (Export Models Only) | 1 |
| 14 | 35-8117 | Wire Harness Assy. | 1 |
| 15 | 1-7214 | Microswitch | 1 |
| 16 | 35-2707 | Trip Lever, Shrub Wheel | 1 |
| 17 | 363-1590 | Screw, Tap, #4-24 x 3/4" | 1 |
| 18 | 9-7118 | Pin, Dial, Red | 12 |
| 19 | 35-2322 | Wheel, Shrub | 1 |
| 20 | 363-1595 | Screw, Tap, #4-24 x 3/8" | 1 |
| 21 | 91-2332 | PCB Assy., | 1 |
| 22 | 35-2301 | Contact | 1 |
| 23 | 35-2317 | Base, Contact | 1 |
| 24 | 35-2321 | Plate, Base | 1 |
| 25 | 363-1306 | Screw, Tap, #6 | 4 |

Custom II 8-and 12-Station Electric (Sheet 2 of 2)



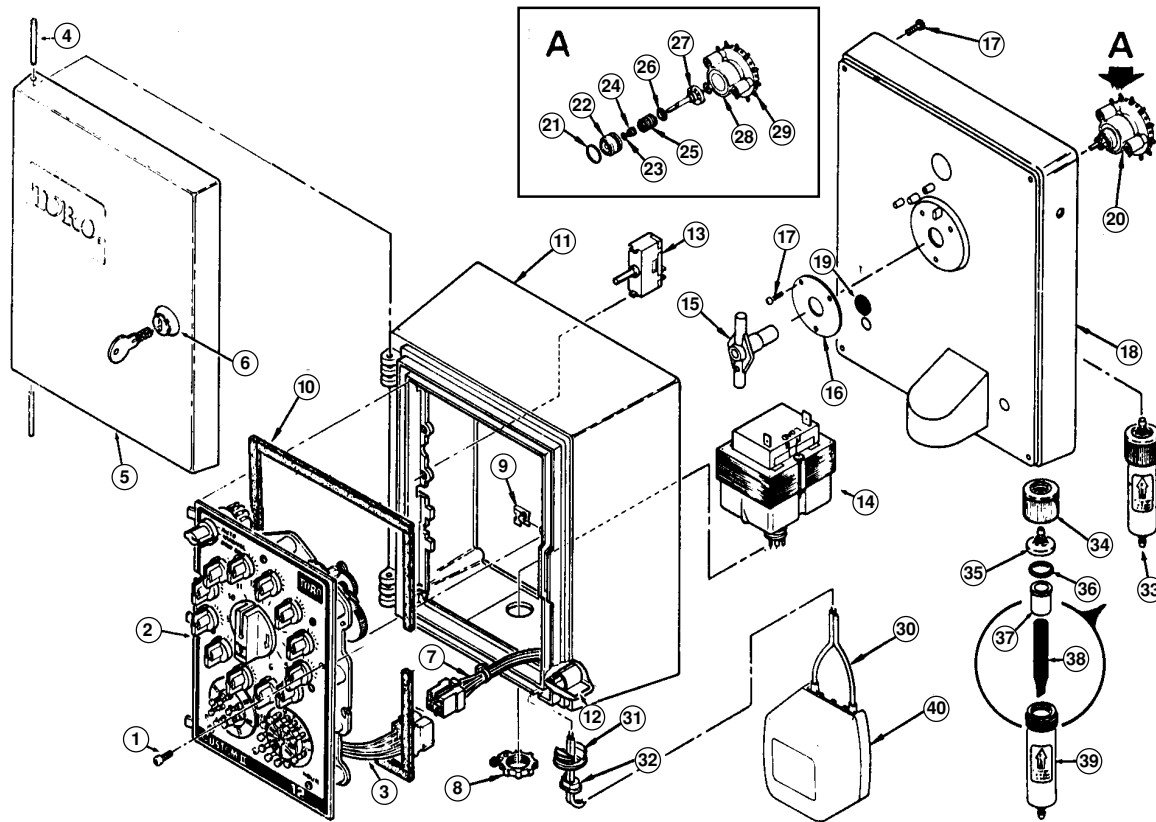
| Item No. | Part No. | Description | Quantity Per Assy. |
|----------------------|----------|--|--------------------|
| 26 | 35-7067 | Cord Assy. w/Terminals | 1 |
| 27 | 1-6054 | Bushing, Cord | 1 |
| 28 | 1-4015 | Plug | 1 |
| 28 | 35-3767 | Plug, Power Cord | 1 |
| 29 | 363-1616 | Transformer, Plug-in, 120/24 V a.c., 60 Hz | 1 |
| SERVICE ITEMS | | | |
| | 35-8152 | Controller Less TM, 8-Station, Export, Plug-In Models | |
| | 35-8167 | Controller Less TM, 12-Station, Domestic and CSA (Includes Items 4–28) | |
| | 35-8170 | Controller Less TM, 12-Station, Domestic, Plug-In Models (Includes Items 4–28) | |
| | 35-8171 | Controller Less TM, 12- Station, Export (Includes Items 4–28) | |
| | 35-2348 | Housing Assy., Internal 120 V a.c. Trans., Domestic and CSA (Includes Items –13) | |
| | 35-6433 | Housing Assy., Internal 240 V a.c. Trans., Export (Includes Items 7–13) | |
| | 35-3818 | Housing Assy., Plug-in 120 V a.c. Trans. (Includes Items 8–12) | |
| | 35-8111 | Baseplate Assy. | |
| | 35-8106 | Kit, Accessory | |
| | 35-2790 | Wire Assy., Black | |
| | 363-1169 | Terminal Insul., 0.250, 22-18 | |
| | 363-1328 | Terminal Insul., 0.187, 22-18 | |
| | 35-2851 | Wire Assy., Black | |
| | 360-0455 | Socket Contact, 24-18 | |
| | 360-0452 | Connector, 6-Pin, Female | |
| | 35-3079 | Cover, Test Access | |
| | 363-1550 | Mount, Cable Tie | |

Custom II 8- and 12-Station Hyd. (Sheet 1 of 3)



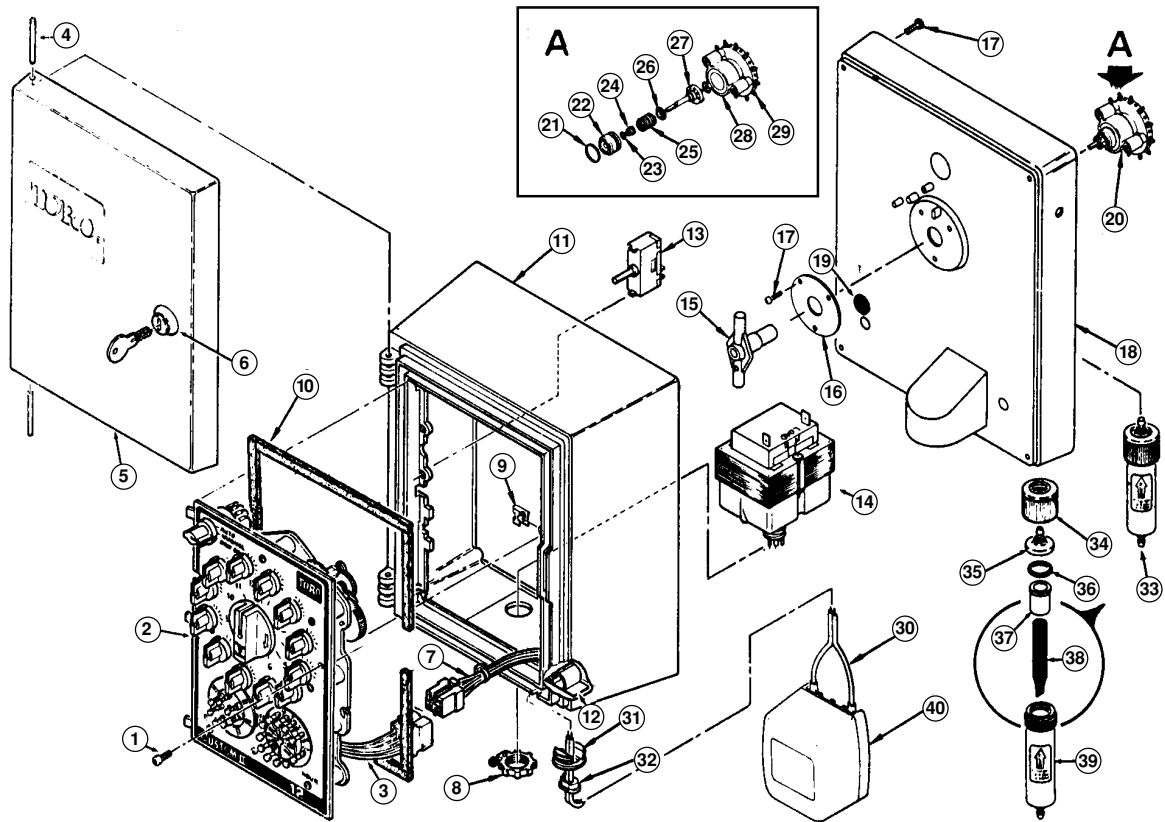
| Item No. | Part No. | Description | Quantity Per Assy. |
|----------|----------|--|--------------------|
| 1 | 363-1306 | Screw, Tap, #6 | 1 |
| 2 | 91-1664 | TM, 8-Station, Domestic and CSA (Incl. Item 3) (See p. 162 for Parts Breakdown) | 1 |
| 2 | 91-1668 | TM, 8-Station, Export (Incl. Item 3) (See p. 162 for Parts Breakdown) | 1 |
| 2 | 91-1665 | TM, 12-Station, Domestic and CSA (Incl. Item 3) (See p. 162 for Parts Breakdown) | 1 |
| 2 | 91-1669 | TM, 12-Station, Export (Includes Item 3) (See p. 162 for Parts Breakdown) | 1 |
| 3 | 35-8161 | TM Wire Harness | 1 |
| 4 | 35-8157 | Door Assy. (Includes 5-6 and 35-8160) | 1 |
| 5 | 35-1766 | Door | 1 |
| 6 | 363-1414 | Lock & Key Assy. | 1 |
| N/I | 35-8160 | Decal, Operating Instructions | 1 |
| 7 | 35-2790 | Wiring Assy. | 1 |
| 8 | 363-1889 | Nut, Conduit | 1 |
| 9 | 363-1597 | Fastener | 1 |
| 10 | 35-1760 | Gasket, Housing | 1 |
| 11 | 9-7972 | Housing | 1 |
| 12 | 363-1869 | Clip, Cable | 1 |
| 13 | 360-0655 | Breaker, Circuit | 1 |
| 14 | 363-2414 | Transformer, 120 V a.c., 24 V a.c., 60 Hz, 30 VA, Domestic and CSA | 1 |
| 14 | 363-2415 | Transformer, 240 V a.c., 24 V a.c., 50 Hz, 30 VA, Export | 1 |
| 15 | 35-5177 | Handle, Tee | 1 |
| 16 | 9-7897 | Plate, Back-Up | 1 |
| 17 | 360-0297 | Screw, #6 x 3/4" | 1 |
| 18 | 35-3433 | Baseplate | 1 |
| 19 | 363-1836 | Bushing | 1 |
| 20 | 35-7098 | Pilot Valve & Tubing Assy., 8-Station | 1 |
| 20 | 35-7099 | Pilot Valve & Tubing Assy., 12-Station | 1 |
| 20 | 35-5211 | Pilot Valve Assy., 8-Station | 1 |
| 20 | 9-8343 | Pilot Valve Assy., 12-Station | 1 |
| 21 | 102-0040 | O-Ring, 0.070" x 0.801" x 0.941" | 1 |
| 22 | ----- | Plug, Body Valve | 1 |

Custom II 8-and 12-Station Hydraulic (Sheet 2 of 3)



| Item No. | Part No. | Description | Quantity Per Assy. |
|----------|----------|--|--------------------|
| 23 | 2-9654 | O-Ring, .070" x .176" x .316" | 1 |
| 24 | ----- | Retainer, O-Ring | 1 |
| 25 | 9-3428 | Spring, Disk Valve | 1 |
| 26 | 9-3427 | Washer, Thrust | 1 |
| 27 | 9-3423 | Shaft & Disk | 1 |
| 28 | 35-5213 | Body Assy., Valve, 8-Station | 1 |
| 28 | 9-8342 | Body Assy., Valve, 12-Station | 1 |
| 29 | 1-3029 | Connector, Poly | 1 |
| 30 | 35-7067 | Cord Assy. w/Terminals | 1 |
| 31 | 1-4015 | Plug | 1 |
| 31 | 35-3767 | Plug, Power Cord | 1 |
| 32 | 1-6054 | Bushing, Cord | 1 |
| 33 | 9-8366 | Filter Assy., 1/8" | 1 |
| 34 | 9-8276 | Collar | 1 |
| 35 | 35-9947 | Cap | 1 |
| 36 | 360-0487 | O-Ring | 1 |
| 37 | 9-8279 | Mount, Screen | 1 |
| 38 | 9-6415 | Screen, Fine Mesh | 1 |
| 39 | 35-9948 | Body, Filter | 1 |
| 40 | 363-1616 | Transformer, Plug-in, 120/24 V a.c., 60 Hz | 1 |
| | | SERVICE ITEMS | |
| | 35-8154 | Kit, Accessory (1/4" to 3/16" Poly Tubing Adapt) | 1 |
| | 35-3455 | Cap, Poly, 3/16" | 1 |
| | 35-3449 | Reducer, 1/4" x 3/16" | 1 |
| | 35-8155 | Controller Less TM, 8-Station, Domestic and CSA (Includes Item 4-39, 35-3455 and 35-3449) | 1 |
| | 35-8162 | Controller Less TM, 8-Station, Plug-in Models, Domestic (Includes Item 4-39, 35-3455 and 35-3449) | 1 |
| | 35-8166 | Controller Less TM, 8-Station, Export (Includes Items 4-39, 35-3455 and 35-3449) | 1 |
| | 35-8155 | Controller Less TM, 8-Station, Domestic and CSA | 1 |

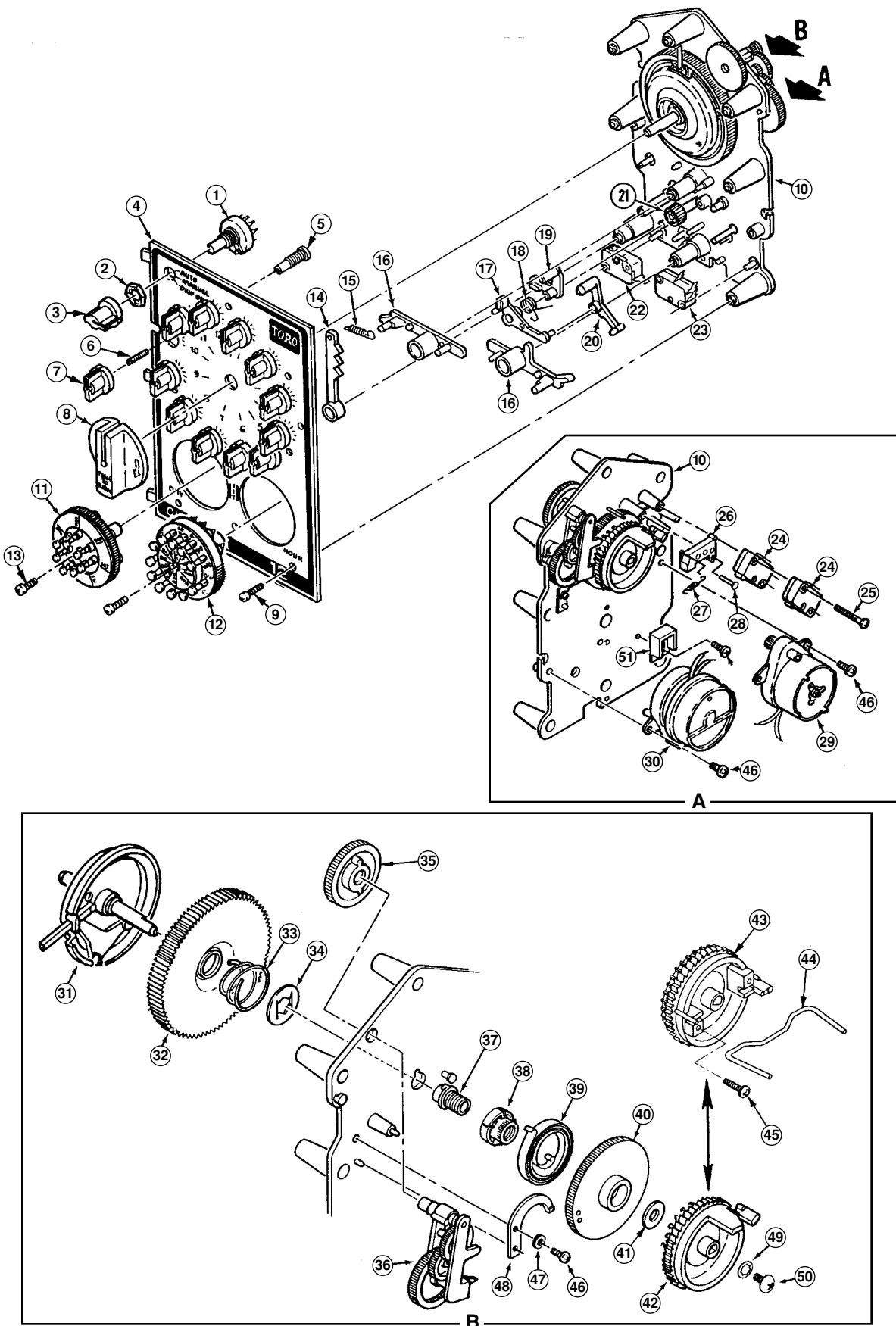
Custom II 8- and 12-Station Hydraulic (Sheet 3 of 3)



| Item No. | Part No. | Description | Quantity Per Assy. |
|----------|----------|---|--------------------|
| | | SERVICE ITEMS (continued) | |
| | 35-8173 | Controller Less TM, 12-Station, Domestic and CSA (Includes Item 4-39, 35-3455 and 35-3449) | |
| | 35-8183 | Controller Less TM, 12-Station, Plug-In Models, Domestic (Includes Item 4-39, 35-3455 and 35-3449) | |
| | 35-8185 | Controller Less TM, 12-Station, Export (Includes Items 4-39, 35-3455 and 35-3449) | |
| | 35-8186 | Housing Assy., Domestic and CSA | |
| | 35-8187 | Housing Assy., Export | |
| | 35-3818 | Housing Assy., Plug-in Models | |
| | 35-3530 | Baseplate Assy., 12-Station | |
| | 9-4605 | Plug Assy., Pilot Valve | |
| | 35-2790 | Wire Assy., Black | |
| | 363-1169 | Terminal, Insulated, 0.250, 22-18 | |
| | 363-1328 | Terminal, Insulated, 0.187, 22-18 | |
| | 35-2851 | Wire Assy., Black | |
| | 360-0455 | Socket Contact, 24-18 | |
| | 360-0452 | Connector, 6-Pin, Female | |
| | 35-9945 | Cap, Filter, & 1/8" Connector | |
| | 35-9946 | Body, Filter, & 1/8" Connector | |
| | 363-1550 | Mount, Cable Tie | |
| | 35-8160 | Label, Operating Instructions, Hyd. | |
| | 35-5180 | Wire Assy., White | |
| | 35-3525 | Wire Assy., Red | |
| | 35-3621 | Label, Station Indicator | |
| | 35-5179 | Label, Instl. | |
| | 9-2945 | Tubing, 3/16" x 10" | |
| | 9-3435 | Tubing, 3/16" x 14" | |

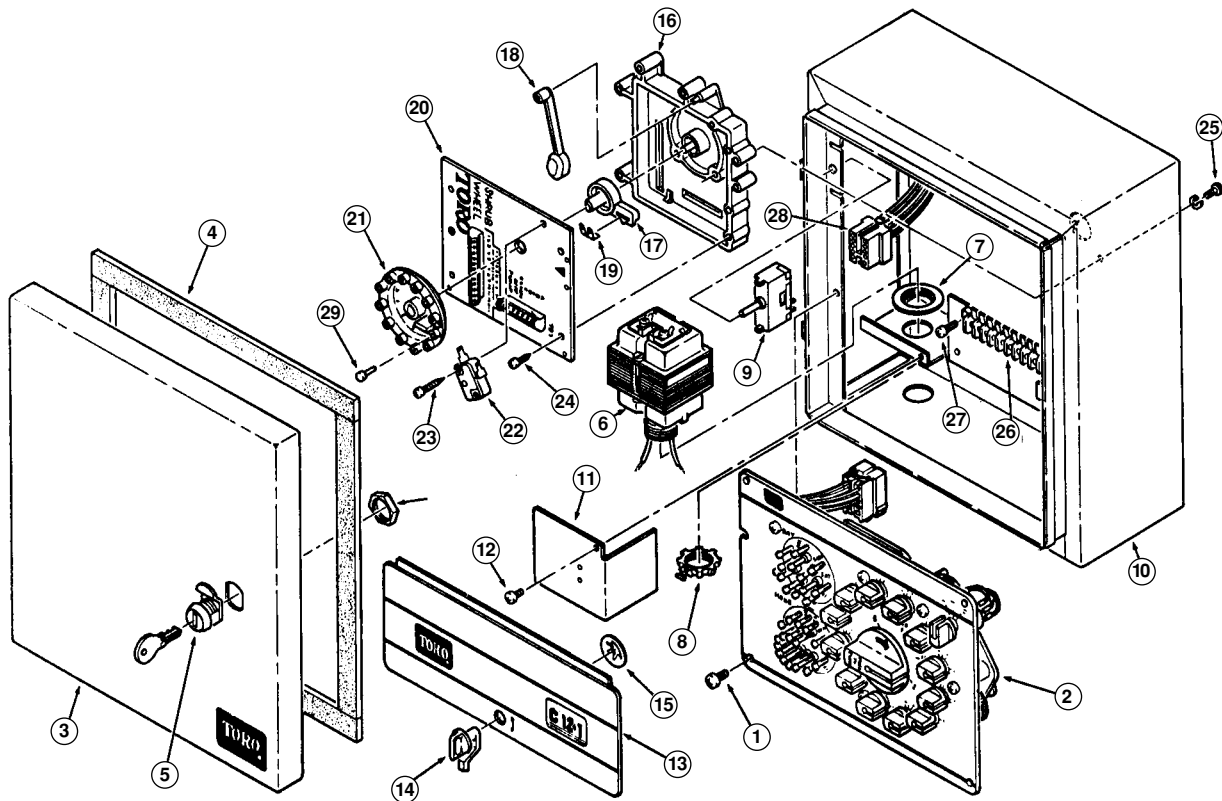
This image shows a full page of blank, lined paper. It features approximately 28 horizontal blue or grey lines spaced evenly apart, typical of notebook paper. The lines extend across the entire width of the page, leaving small margins at the top and bottom. There are no vertical lines, text, or other markings on the page.

Custom II 8- and Custom II 12-Station Timing Mechanism



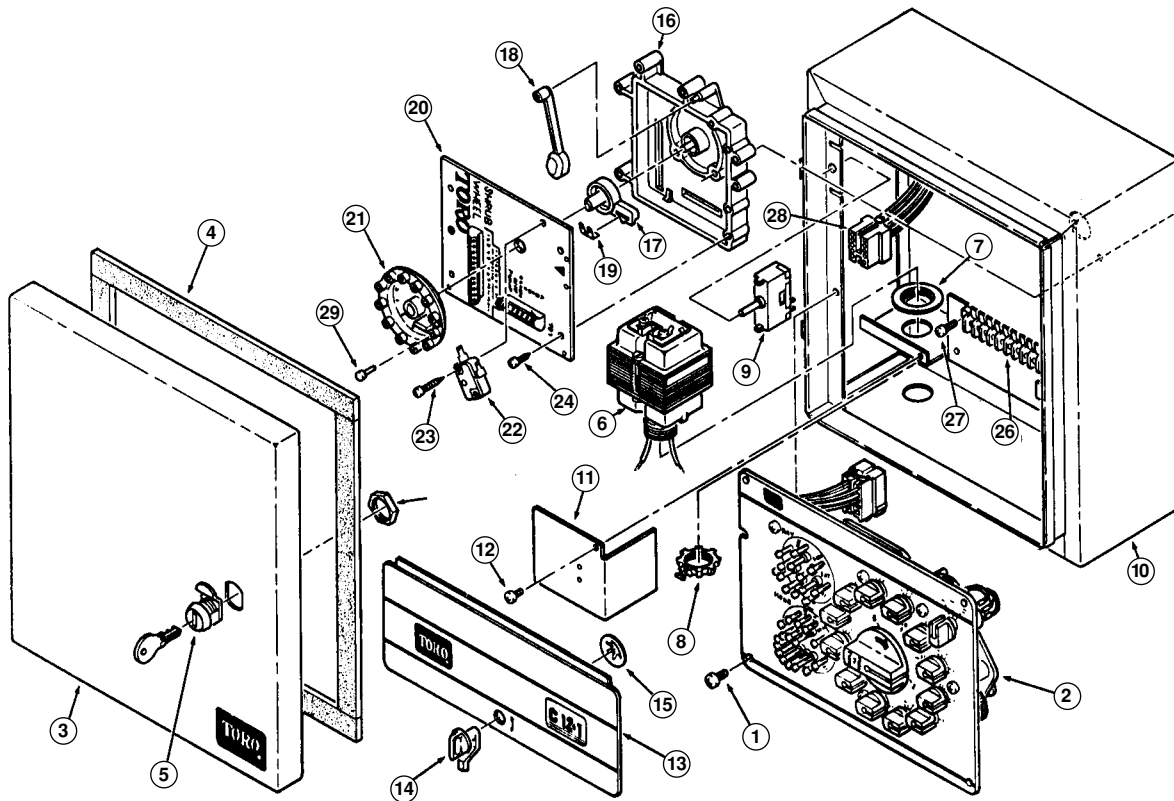
| Item No. | Part No. | Description | Quantity Per Assy. |
|----------------------|----------|--|-----------------------|
| 1 | 363-1594 | Switch, Rotary | 1 |
| 2 | ----- | Nut, Hex | 1 |
| 3 | 35-2652 | Knob, Switch, Mode | 1 |
| 4 | 35-8113 | Front Plate Assy., 8-Station (Includes Items 5–7) | 1 |
| 4 | 35-8169 | Front Plate Assy., 12-Station (Includes Items 5–7) | 1 |
| 5 | 1-3019 | Adjustment Screw (One Per Station) | - |
| 6 | 363-1608 | Screw, Half-dog Point (One Per Station) | - |
| 7 | 35-2307 | Knob, Time Adjustment (One Per Station) | - |
| 8 | 35-2308 | Knob, Station Selector | 1 |
| 9 | 363-1444 | Screw, #6 x 1/2" | 9 |
| 10 | 35-2319 | Rear Plate | 1 |
| 11 | 35-7953 | Day Wheel Assy., EL | 1 |
| 11 | 35-8088 | Day Wheel Assy., Hyd. | 1 |
| 12 | 35-7952 | Hour Wheel Assy. | 1 |
| 13 | 363-1306 | Screw, #6 x 1/2" | 1 |
| 14 | 35-2311 | Index Lever | 1 |
| 15 | 9-6042 | Trip Arm Spring | 1 |
| 16 | 35-2316 | Retainer | 1 |
| 17 | 35-2310 | Lever One | 1 |
| 18 | 35-2298 | Lever Spring | 1 |
| 19 | 35-2312 | Shrub Lever | 1 |
| 20 | 35-2309 | Lever Two | 1 |
| 21 | 91-0772 | Idler Gear | 1 |
| N/I | 35-8114 | TM Wiring Harness, 8-Station (Includes Item 1) | 1 |
| N/I | 35-8161 | TM Wiring Harness, 12-Station (Includes Item 1) | 1 |
| 22 | 363-1664 | Microswitch, TM | 1 |
| 23 | 1-7213 | Microswitch, Hour | 1 |
| 24 | 1-7214 | Microswitch, Day | 2 |
| 25 | 363-1589 | Screw, Tap, #4-24 | 2 |
| 26 | 91-0801 | Pawl, Holding | 1 |
| 27 | 35-2734 | Spring, Pawl | 1 |
| 28 | 360-0316 | Rivet, Pawl | 1 |
| 29 | 35-2352 | Motor Assy., 24V, 60 Hz, 10 RPM w/Gear | 1 |
| 29 | 89-0124 | Motor Assy., 24V, 50 Hz, 10 RPM w/Gear | 1 |
| 30 | 91-0970 | Motor Kit, 24V, 60 Hz, 1 RPD, w/One-way Clutch (Includes Item 15) | 1 |
| 30 | 360-0104 | Motor 24V, 50 Hz, 1 RPD | 1 |
| 31 | 91-0893 | Ring Gear & Hub Assy. (Includes Item 32) | 1 |
| 32 | ----- | Gear, Ring | 1 |
| 33 | 91-0826 | Spring, Return, Index Arm | 1 |
| 34 | 1-7381 | Retainer, Push-On | 1 |
| 35 | 35-2330 | Gear, Input | 1 |
| 36 | 35-2295 | Gear Train Assy. | 1 |
| 37 | 1-7377 | Bushing, 2-Lead | 1 |
| 38 | 1-7003 | Bushing | 1 |
| 39 | 1-7012 | Spring, Pawl | 1 |
| 40 | 1-7035 | Wheel, Drive | 1 |
| 41 | 1-7036 | Washer, Flat, Phosphorus Bronze | 1 |
| 42 | 35-2326 | Index Wheel, EL | 1 |
| 43 | 35-5186 | Index Wheel, Hyd. | 1 |
| 44 | 1-7048 | Yoke, Hyd. | 1 |
| 45 | 363-1306 | Screw, Tap #6, Phth | 2 |
| 46 | 363-1596 | Screw, Tap #6-19, Phph | 1 |
| 47 | 1-3086 | Washer, Flat, #6 | 1 |
| 48 | 35-3651 | Limiter, Recoil | 1 |
| 49 | 360-0216 | Washer, Lock, Internal Tooth, #6 | 1 |
| 50 | 1-7263 | Screw, Mach, #6-32 x 1/4" | 1 |
| 51 | 35-7726 | Stop, Motor | 1 |
| SERVICE ITEMS | | | |
| | 35-8115 | Decal, Front Plate, 8-Station | |
| | 35-8165 | Decal, Front Plate, 12-Station | |
| | 35-8112 | Rear Plate Assy. (Includes Items 1, 10–42 and 46–51) | |
| | 35-8153 | Rear Plate Assy., EL, Export (Includes Items 1, 10–42 and 46–51) | |
| | 35-8159 | Rear Plate Assy., Hyd. (Includes Items 1, 10–41 and 43–51) | |
| | 35-8164 | Rear Plate Assy., Hyd., Export (Includes Items 1, 10–41 and 43–51) | |
| | 35-6595 | Collar | |
| | 360-0560 | Pin Connector, 24–18 | |
| | 363-1328 | Terminal, Insulated, 0.187, 22–18 | |
| | 363-1899 | Terminal, Amp., 42399-1 | |
| | 35-1606 | Heat Shrink Tubing, 3/4" | |
| | 363-1175 | Connector Pin | |
| | 91-0894 | Day Change Update Kit (Includes Items 12–15, 17 and 21) | |

C8+1 and C12+1 Electric (Sheet 1 of 2)



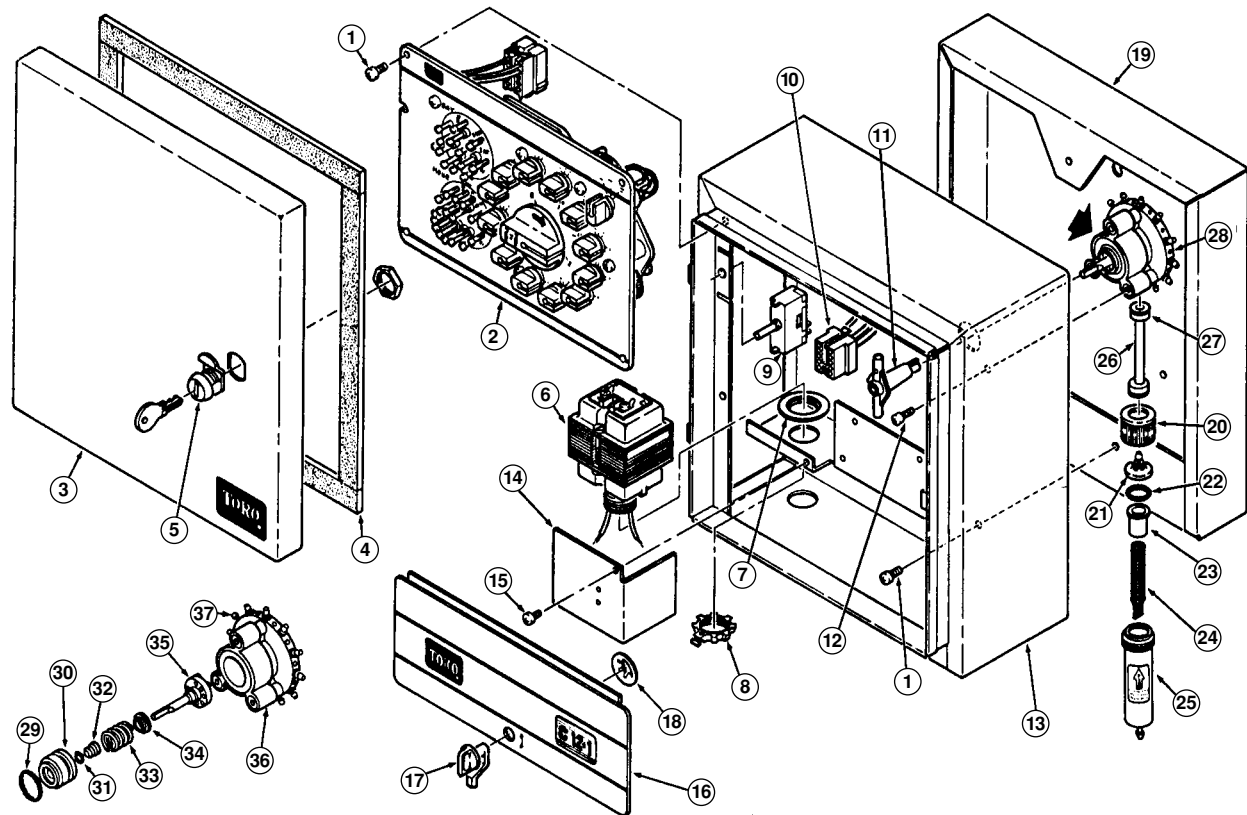
| Item No. | Part No. | Description | Quantity Per Assy. |
|----------|----------|--|--------------------|
| 1 | 360-0136 | Screw, Tap, #8 | 2 |
| 2 | 91-1671 | Timing Mech., 8-Station (See p. 170 For Parts List) | 1 |
| 2 | 91-1670 | Timing Mech., 12-Station (See p. 170 For Parts List) | 1 |
| 3 | 35-3590 | Door, Cabinet | 1 |
| 4 | 35-4576 | Seal, Foam | 1 |
| 5 | 363-1756 | Lock Assy., w/Dust Cover | 1 |
| 6 | 363-1587 | Transformer, 120/24 V a.c., 40 VA | 1 |
| 7 | 363-2293 | Washer, Knockout | 1 |
| 8 | 363-1889 | Nut, Conduit 1/2" | 1 |
| 9 | 360-0655 | Breaker, Circuit | 1 |
| 10 | 35-3591 | Cabinet | 1 |
| 11 | 35-5636 | Bracket, Transformer Block | 1 |
| 12 | 4-1063 | Screw, Tap, #6 | 1 |
| 13 | 35-3597 | Panel, Access | 1 |
| 14 | 363-2351 | Latch, Pawl | 1 |
| 15 | 363-2350 | Clip, Retainer | 1 |
| 16 | 35-3800 | Mount, PCB | 1 |
| 17 | 35-2317 | Contact, Base | 1 |
| 18 | 35-2707 | Trip Lever, Shrub Wheel | 1 |
| 19 | 35-2301 | Contact | 1 |
| 20 | 91-2333 | PCB Assy., C8+1, C12+1 | 1 |
| 21 | 35-2322 | Hub, Shrub | 1 |
| 22 | 1-7214 | Switch, Limit NC | 1 |
| 23 | 363-1590 | Screw, Tap, #4-24 x 3/4" | 1 |
| 24 | 363-1595 | Screw, Tap, #4-24 x 3/8" | 1 |
| 25 | 363-1596 | Screw, Tap, #6 | 1 |
| 26 | 363-1881 | Strip, Terminal, 15 P | 1 |
| 27 | 4-1063 | Screw, Tap, #6 | 1 |
| 28 | 360-0454 | Connector, 10 Pin | 1 |
| 29 | 9-7118 | Dial Pin, Red | 5 |

C8+1 and C12+1 Electric (Sheet 2 of 2)



| Item No. | Part No. | Description | Quantity Per Assy. |
|----------|----------|--|--------------------|
| | | SERVICE ITEMS | |
| | 35-3844 | Controller, Less TM, 8-Station (Incl. Items 3-29, 35-3796, 35-3798 and 35-8843) | |
| | 35-3795 | Controller, Less TM, 12-Station (Incl. Items 3-29, 35-3796, 35-3798 and 35-8844) | |
| | 35-3796 | Door Assy. (Includes Items 3-5 and 35-4522) | |
| | 35-3798 | Housing Assy. (Includes Items 6-10 and 363-2613, 363-2636 and 2-9648) | |
| | 35-8843 | Baseplate Assy., Lower, 8-Station | |
| | 35-8844 | Baseplate Assy., Lower, 12-Station | |
| | 91-0408 | Decal, Logo | |
| | 1-1118 | Label, Ground Here | |
| | 35-2851 | Wire Assy., Black | |
| | 360-0455 | Socket, Contact, 24-8 | |
| | 363-1328 | Terminal, Insul., 0.187, 22-18 | |
| | 360-0759 | Terminal Slot Tang., 22-8 | |
| | 35-5096 | Label, Station | |
| | 363-2306 | Screw, 6-20 x 5/16" | |
| | 360-0297 | Screw, Tap, #6 | |
| | 363-1869 | Clip, Cable | |
| | 363-2389 | Washer, Shoulder, Nylon | |
| | 363-1550 | Mount, Cable Tie | |
| | 35-3966 | Kit, Accessory, C8+1, C12+1 | |
| | 991-06 | Tool, Pin | |
| | 35-4522 | Label, Operating Instructions | |
| | 363-2613 | Lug, Grounding | |
| | 363-2636 | Locknut, Hex, #10-24 | |
| | 2-9648 | Screw, Machine, #10-24 x 1/2" | |

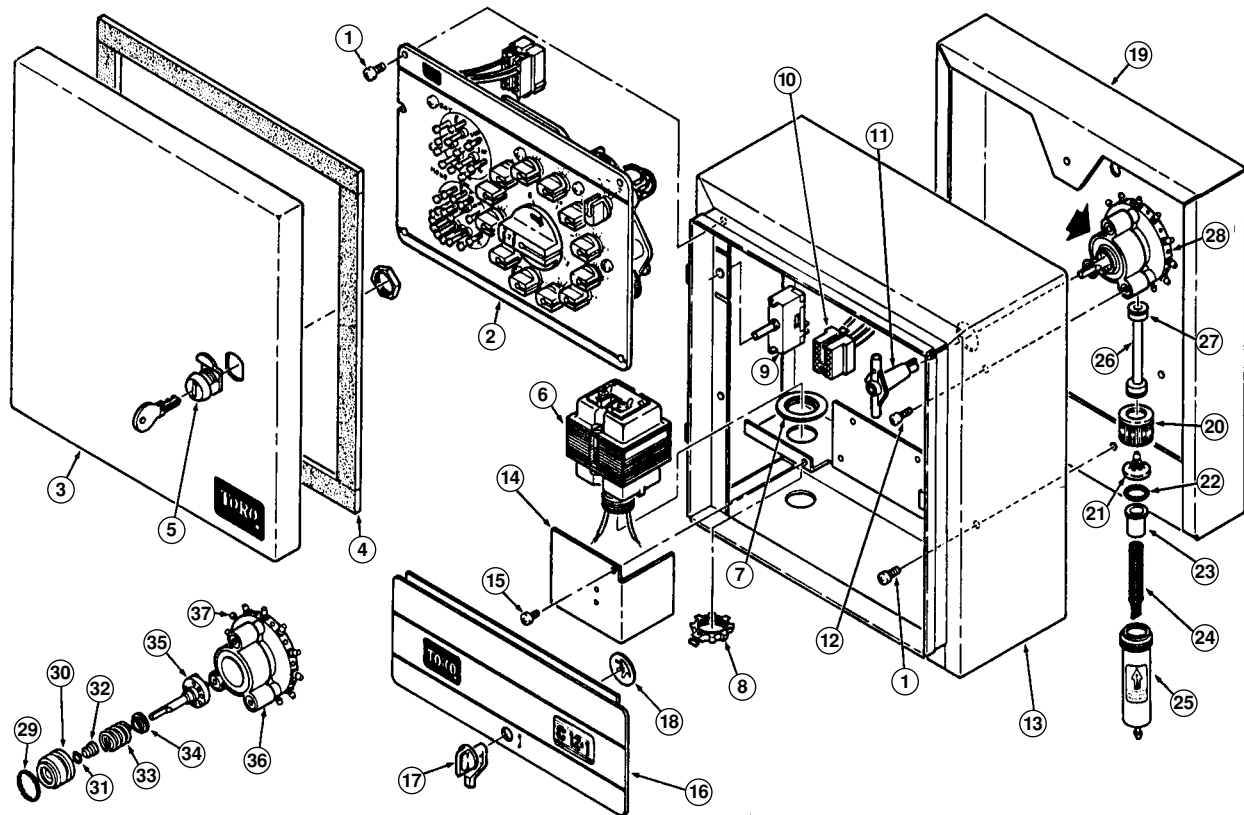
C8+1 and C12+1 Hydraulic (Sheet 1 of 2)



| Item No. | Part No. | Description | Quantity Per Assy. |
|----------|----------|--|--------------------|
| 1 | 360-0136 | Screw, Tap, #8 | 2 |
| 2 | 91-1672 | Timing Mech., C12+1 Hyd. (See p. 170 For Parts List) | 1 |
| 3 | 35-3590 | Door, Cabinet | 1 |
| 4 | 35-4576 | Seal, Foam | 1 |
| 5 | 363-1756 | Lock Assy., w/Dust Cover | 1 |
| 6 | 363-1587 | Transformer, 120/24 V a.c., 40 VA | 1 |
| 7 | 363-2293 | Washer, Knockout | 1 |
| 8 | 363-1889 | Nut, Conduit 1/2" | 1 |
| 9 | 360-0655 | Breaker, Circuit | 1 |
| 10 | 360-0454 | Connector, 10 Pin | 1 |
| 11 | 35-5177 | Handle, Tee (Short) | 1 |
| 12 | 360-0297 | Screw, Tap, #6 | 1 |
| 13 | 35-3591 | Cabinet | 1 |
| 14 | 35-5636 | Bracket, Transformer Block | 1 |
| 15 | 4-1063 | Screw, Tap, #6 | 1 |
| 16 | 35-3597 | Panel, Access | 1 |
| 17 | 363-2351 | Latch, Pawl | 1 |
| 18 | 363-2350 | Clip, Retainer | 1 |
| 19 | 35-3609 | Adapter, Wall Mount | 1 |
| 20 | 9-8276 | Collar | 1 |
| 21 | 35-9947 | Cap | 1 |
| 22 | 360-0487 | O-Ring, 5/8" x 3/4" x 1/16" | 1 |
| 23 | 9-8279 | Mount, Screen | 1 |
| 24 | 9-6415 | Screen, Fine Mesh | 1 |
| 25 | 35-9948 | Body, Filter | 1 |
| 26 | 9-2945 | Tubing, 3/16" x 10" | 1 |
| 27 | 9-4007 | Retainer, Tube, 3/16" | 2 |
| N/I | 9-3435 | Tubing, 3/16" x 14" | * |
| 28 | 35-5211 | Pilot Valve Assy., 8-Station | 1 |
| 28 | 9-8343 | Pilot Valve Assy., 12-Station | 1 |
| 29 | 102-0040 | O-Ring, 0.070" x 0.801" x 0.941" | 1 |
| 30 | ----- | Plug, Valve Body | 1 |
| 31 | 2-9654 | O-Ring, 0.070" x 0.176" x 0.316" | 1 |
| 32 | ----- | Retainer, O-Ring | 1 |
| 33 | 9-3428 | Spring, Valve Disc | 1 |
| 34 | 9-3427 | Washer, Thrust | 1 |

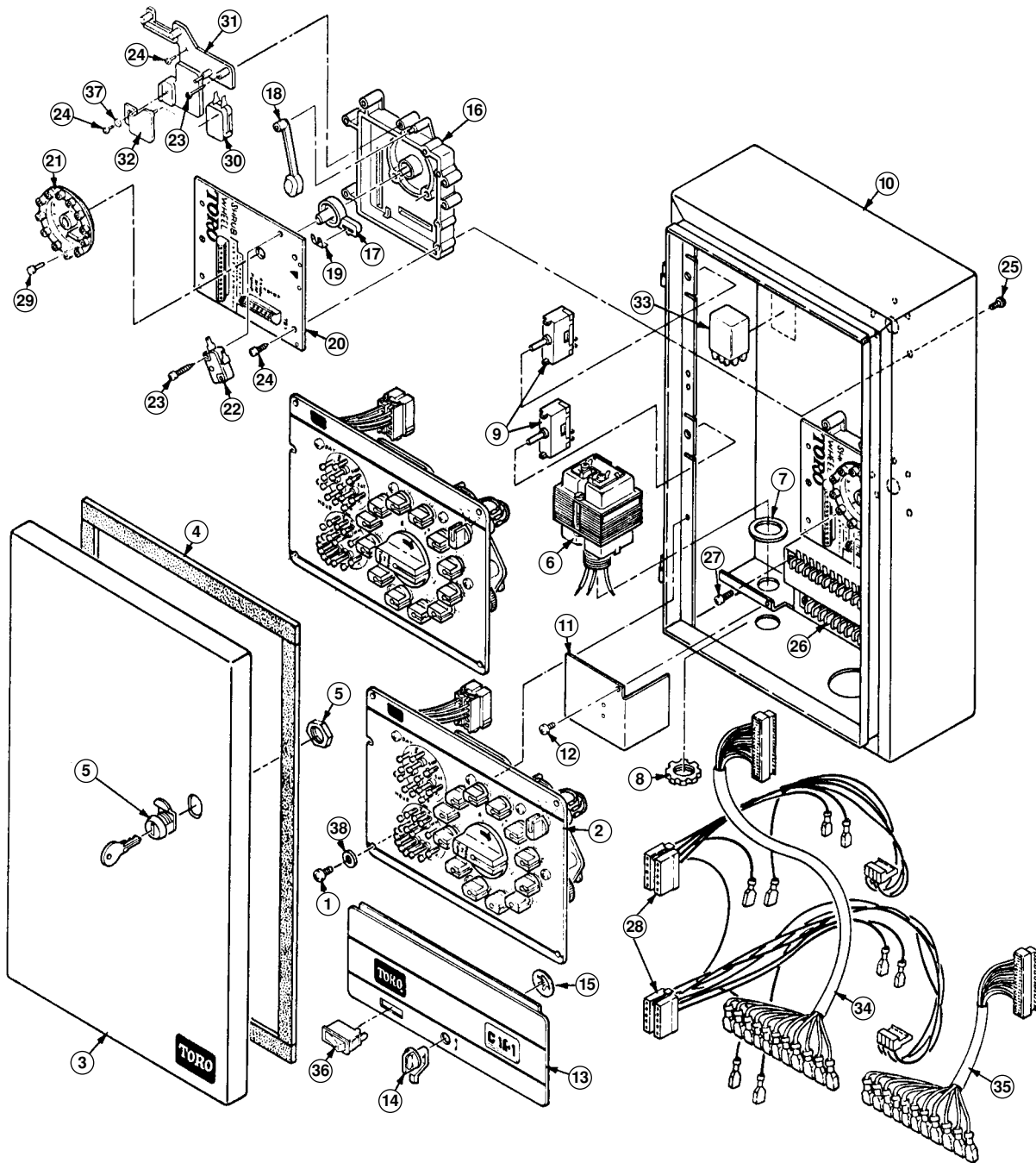
*(9 Used with 8 Station and 13 Used with 12 Station)

C8+1 and C12+1 Hydraulic (Sheet 2 of 2)



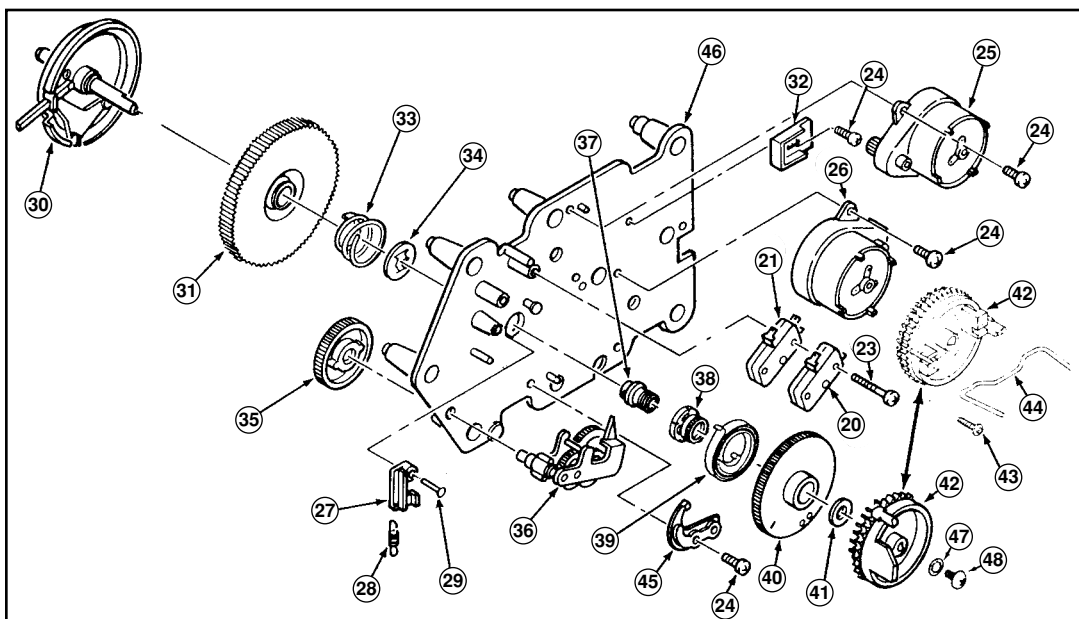
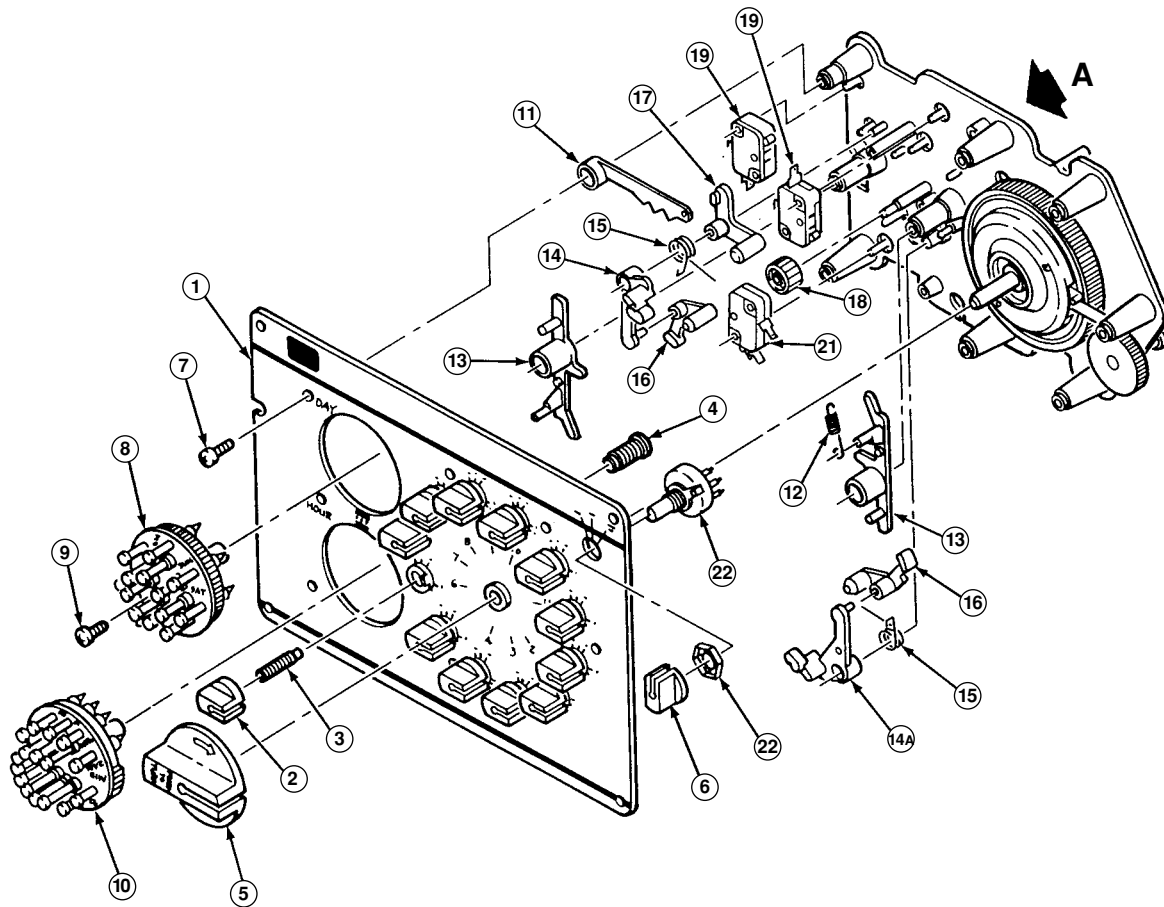
| Item No. | Part No. | Description | Quantity Per Assy. |
|----------|----------|---|--------------------|
| 35 | 9-3423 | Shaft & Disc | 1 |
| 36 | 35-5213 | Valve Body Assy., 8-Station | 1 |
| 36 | 9-8342 | Valve Body Assy., 12-Station | 1 |
| 37 | 1-3029 | Connector, Poly | 4 |
| | | SERVICE ITEMS | |
| | 35-5731 | Controller, Less TM, 8-Station (Includes Items 3-15, 35-5733 and 35-6333) | |
| | 35-5730 | Controller, Less TM, 12-Station (Includes Items 3-15, 35-5732 and 35-6333) | |
| | 35-5733 | Housing Assy., 8-Station | |
| | 35-5732 | Housing Assy., 12-Station | |
| | 35-7098 | Selector Valve and Tubing Assy., 8-Station (Includes Items 20-37, 9-8366 and 9-4605) | |
| | 35-7099 | Selector Valve and Tubing Assy., 12-Station (Includes Items 20-37, 9-8366 and 9-4605) | |
| | 9-8366 | Filter Assy. | |
| | 35-6333 | Door Assy. | |
| | 9-4605 | Plug Assy., Pilot Valve | |
| | 1-1118 | Label, Ground Here | |
| | 35-2851 | Wire Assy., Black | |
| | 360-0455 | Socket, Contact, 24-18 | |
| | 363-1328 | Terminal Insul., 0.187, 22-18 | |
| | 35-3525 | Wire Assy., Red | |
| | 35-3621 | Label, Station Indicator | |
| | 35-5179 | Label, Installation | |
| | 360-0759 | Terminal, Slot Tang., 22-18 | |
| | 363-1597 | Fastener, S-Type | |
| | 363-1869 | Clip, Cable | |
| | 363-2389 | Washer, Shoulder, Nylon | |
| | 35-9945 | Cap, Filter & 1/8" Conn. | |
| | 35-9946 | Body, Filter & 1/8" Conn. | |
| | 35-6125 | Label, Operating Instructions | |
| | 1-4015 | Plug, Poly Conn. | |
| | 363-2613 | Lug, Grounding | |
| | 363-2636 | Locknut, Hex, #10-24 | |
| | 2-9648 | Screw, Machine, #10-24 x 1/2" | |

C16+2 and C24+2 Electric



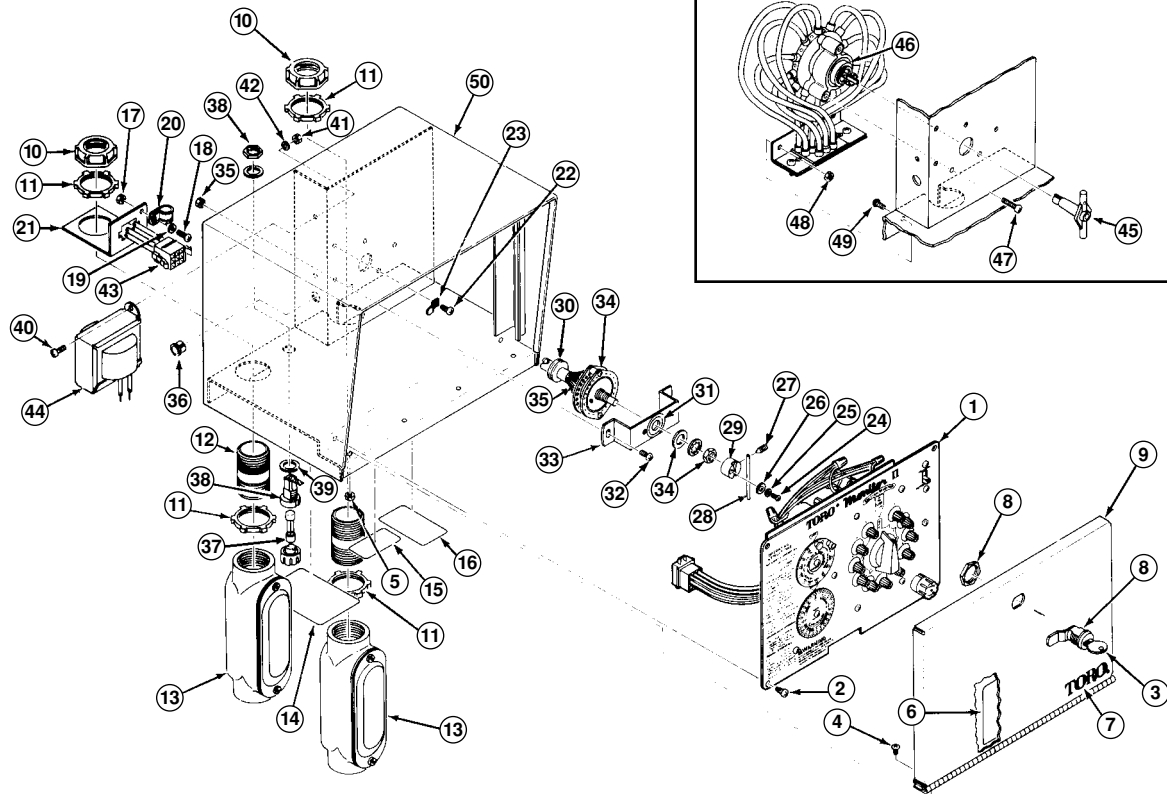
| Item No. | Part No. | Description | Quantity Per Assy. |
|----------|----------|---|-----------------------|
| 1 | 360-0136 | Screw, Tap, #8 | |
| 2 | 91-1671 | Timing Mechanism, C8+1 (See p. 170 for Parts List) | 2 |
| 2 | 91-1670 | Timing Mechanism, C12+1 (See p. 170 for Parts List) | 2 |
| 3 | 35-3593 | Door, Cabinet | 1 |
| 4 | 35-4576 | Seal, Foam | 1 |
| 4 | 35-5862 | Seal Foam, Long | 1 |
| 5 | 363-1756 | Lock Assy. | 1 |
| 6 | 363-1587 | Transformer 120/24 V a.c., 40 VA | 1 |
| 7 | 363-2293 | Washer, Knockout | 1 |
| 8 | 363-1889 | Nut, Conduit 1/2" | 1 |
| 9 | 360-0655 | Circuit Breaker | 2 |
| 10 | 35-3592 | Cabinet, Dual | 1 |
| 11 | 35-5636 | Bracket, Transformer Block | 1 |
| 12 | 4-1063 | Screw, Tap, #6 | 1 |
| 13 | 35-6359 | Panel, Access | 1 |
| N/I | 35-5856 | Label, Access Panel, C24+2 | 1 |
| 14 | 363-2351 | Latch Pawl | 1 |
| 15 | 363-2350 | Clip, Retainer | 1 |
| 16 | 35-3800 | Mount, PCB | 1 |
| 17 | 35-2317 | Base, Contact | 1 |
| 18 | 35-2707 | Trip Lever, Shrub Wheel | 1 |
| 19 | 35-2301 | Contact | 1 |
| 20 | 91-2333 | PCB Assy. | 1 |
| 21 | 35-2322 | Hub, Shrub | 1 |
| 22 | 1-7214 | Switch, NC | 1 |
| 23 | 363-1590 | Screw, Tap, #4 | 1 |
| 24 | 363-1595 | Screw, Tap, #4 | 1 |
| 25 | 363-1596 | Screw, Tap, #6 | 1 |
| 26 | 363-1881 | Strip Terminal | 1 |
| 27 | 4-1063 | Screw, Tap, #6 | 1 |
| 28 | 360-0454 | Connector, 10 Pin | 1 |
| 29 | 9-7118 | Pin, Dial, Red | 1 |
| 30 | 363-1664 | Microswitch | 1 |
| 31 | 35-6362 | Bracket, Switch | 1 |
| 32 | 35-6361 | Clamp, Switch | 1 |
| 33 | ----- | Relay DPDT | 1 |
| 34 | ----- | Cable Assy., Top, C16+2 | 1 |
| 34 | 35-6790 | Cable Assy., Top, C24+2 | 1 |
| 35 | 35-6782 | Cable Assy., Bottom, C16+2 | 1 |
| 35 | 35-6793 | Cable Assy., Bottom, C24+2 | 1 |
| 36 | 363-2336 | Switch, Rocker | 1 |
| 37 | ----- | Washer, Flat, #6 | 1 |
| 38 | ----- | Washer, Nylon | 8 |
| | | SERVICE ITEMS | |
| | 35-5861 | Label, Seq./Ind. Operation | |
| | 363-2613 | Lug, Grounding | |
| | 363-2636 | Locknut, Hex, #10-24 | |
| | 2-9648 | Screw, Machine, #10-24 x 1/2" | |
| | 35-4522 | Label, Operating Instructions | |
| | 35-5863 | Housing Assy. | |
| | 35-6731 | Panel Assy., Access, C24+2 | |
| | 35-6004 | Baseplate Assy., Lower, C24+2 (Includes Items 16–21, 23, 24, 29, 31, 32, 36, 37 & 1-7325) | |
| | 35-5858 | Controller, Less TM, C24+2 (Includes Items 3–38) | |
| | 35-5860 | Door Assy. | |
| | 35-3966 | Kit, Accessory | |
| | 991-06 | Tool, Pin | |
| | 35-5096 | Label, Station | |
| | 91-0408 | Decal, Logo | |
| | 1-1118 | Label, Grounding | |
| | 2-9648 | Screw, Mach. 10-24 x 1/2" | |
| | 360-0759 | Terminal, Slot Tang., 22-18 | |
| | 363-1328 | Terminal, Insul., 0.187, 22-18 | |
| | 363-1869 | Clip, Cable | |
| | 35-6786 | Wire Assy., 22 AWG., Gray, 27.5" | |
| | 363-1169 | Terminal, Insul., 0.250, 22-18 | |
| | 363-2306 | Screw, 6-20 x 5/16" | |
| | 35-7508 | Wire Harness Assy. | |
| | 360-0455 | Socket, Contact, 24-18 | |
| | 35-6788 | Wire Assy., 22 AWG., Gray, 10.5" | |
| | 363-1444 | Screw, Tap, #6 | |
| | 363-1550 | Mount, Cable Tie | |

C8+1 and C12+1 Timing Mechanism



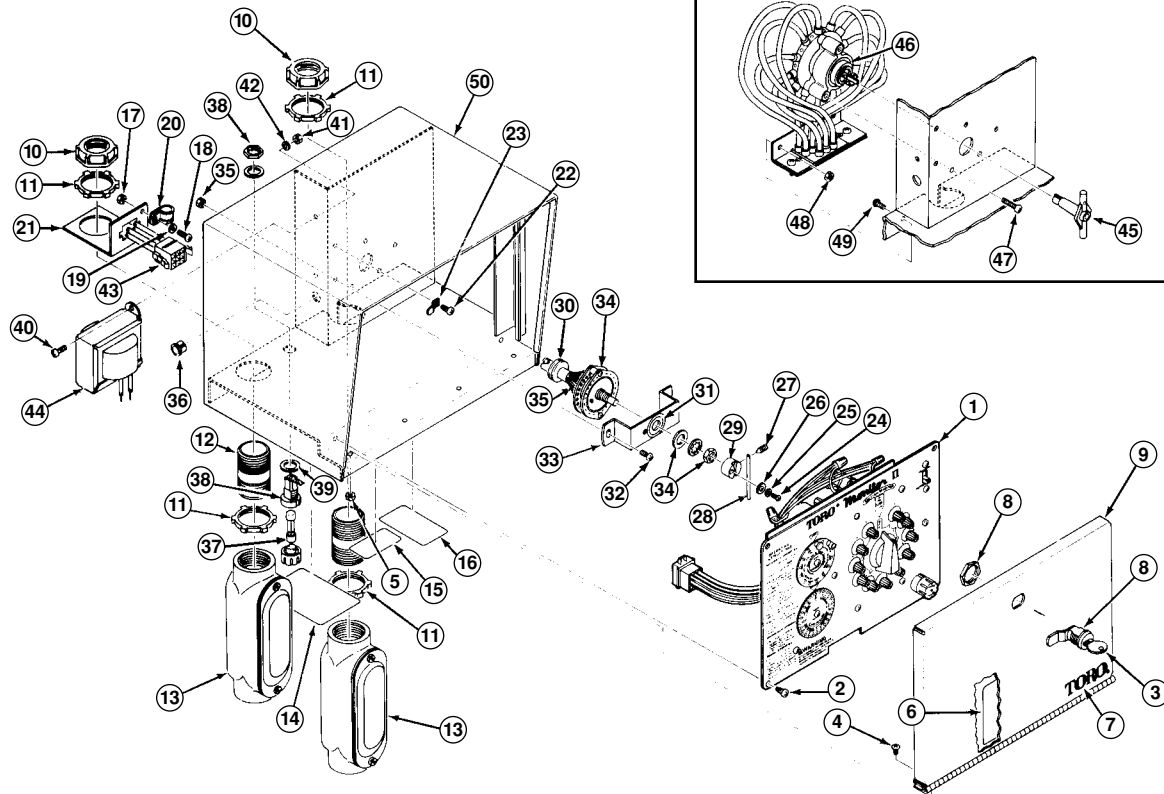
| Item No. | Part No. | Description | Quantity Per Assy. |
|----------|----------|---|--------------------|
| 1 | 35-3968 | Front Plate Assy., 8-Station | 1 |
| 1 | 35-3802 | Front Plate Assy., 12-Station | 1 |
| 2 | 35-3803 | Knob, Adjust, Time (* 1 Per Station) | * |
| 3 | 363-1608 | Screw, Half-dog Point (* 1 Per Station) | * |
| 4 | 1-3019 | Screw, Adjust (* 1 Per Station) | * |
| 5 | 35-3805 | Knob, Selector Valve | 1 |
| 6 | 35-3804 | Knob, Mode Selector Switch | 1 |
| 7 | 363-1444 | Screw, #6 x 1/2" | 9 |
| 8 | 35-3811 | Day Wheel Assy., EL | 1 |
| 8 | 35-5736 | Day Wheel Assy., Hyd. | 1 |
| 9 | 363-1306 | Screw, Tap, #6 | 1 |
| 10 | 35-8237 | Hour Wheel Assy. | 1 |
| 11 | ----- | Index Lever | 1 |
| 12 | 9-6042 | Trip Arm Spring | 1 |
| 13 | ----- | Retainer | 2 |
| 14 | ----- | Lever One | 1 |
| 14A | ----- | Lever Two | 1 |
| 15 | 35-2298 | Spring, Lever | 1 |
| 16 | 35-2309 | Lever Two | 1 |
| 17 | 35-2312 | Shrub Lever | 1 |
| 18 | 91-0772 | Gear, Idler | 1 |
| 19 | 1-7213 | Microswitch, NO (* 1 Used On EL, 2 On Hyd.) | * |
| 20 | 1-7214 | Microswitch, NC (* 2 Used On EL, 1 On Hyd.) | * |
| 21 | 1-7325 | Microswitch, NC (* 2 Used On EL, 1 On Hyd.) | * |
| 22 | 363-1594 | Switch, Rotary | 1 |
| 23 | 363-1589 | Screw, Tap, #4 | 2 |
| 24 | 363-1596 | Screw, Tap, #6 | 1 |
| 25 | 35-2352 | Motor, 24V, 10 RPM w/Gear | 1 |
| 26 | 91-0970 | Motor, 24V, 1 RPD | 1 |
| 27 | 91-0801 | Pawl, Holding | 1 |
| 28 | 35-2734 | Spring, Pawl | 1 |
| 29 | 360-0316 | Rivet, Pawl | 1 |
| 30 | 91-0893 | Hub and Shaft Assy. (Includes Item 31) | 1 |
| 31 | ----- | Gear, Ring, Hyd. | 1 |
| 32 | 1-7256 | Spring, Return | 1 |
| 33 | 1-7381 | Retainer, Push-on | 1 |
| 34 | 35-7726 | Stop Motor | 1 |
| 35 | 35-2330 | Gear, Input | 1 |
| 36 | 35-2295 | Gear Train Assy. | 1 |
| 37 | 1-7377 | Bushing, 2-Lead | 1 |
| 38 | 1-7003 | Bushing | 1 |
| 39 | 1-7012 | Spring, Power | 1 |
| 40 | 1-7035 | Wheel, Drive | 1 |
| 41 | 1-7036 | Washer, Thrust | 1 |
| 42 | 35-2326 | Index Wheel, EL | 1 |
| 42 | 35-5186 | Index Wheel, Hyd. | 1 |
| 43 | 363-1596 | Screw, Tap, #6 | 2 |
| 44 | 1-7048 | Yoke, Hyd. | 1 |
| 45 | 35-3651 | Recoil Limiter | 1 |
| 46 | 35-2319 | Plate, Rear | 1 |
| 47 | 360-0216 | Washer, Lock | 1 |
| 48 | 1-7263 | Screw, #6-32 x 1/4" Phth | 1 |
| | | SERVICE ITEMS | |
| | 35-7513 | Harness Assy, Wire, EL | |
| | 35-7514 | Harness Assy, Wire, Hyd. | |
| | 363-1328 | Terminal, Insul., 0.187, 22-18 | |
| | 363-1899 | Terminal, Amp., 423999-1 | |
| | 363-2389 | Washer, Nylon | |
| | 35-6128 | Day Wheel Assy., 6-Day, Hyd. | |
| | 35-6129 | Day Wheel Assy., 6-Day, EL | |
| | 35-6595 | Collar, Hour Wheel | |
| | 35-3808 | Pin, Dial, 2 Position, Gray | |
| | 35-3813 | Pin, Dial, 3 Position, Gray | |
| | 35-3810 | Pin, Dial, 2 Position, Red | |
| | 9-3177 | Motor, 24V, 60 Hz, 10 RPM | |
| | 91-1143 | Rear Plate Assy., Svc. (Includes Items 24-29, 33-40, 45 & 46) | |

Monitor II – Wall Mount (Sheet 1 of 3)



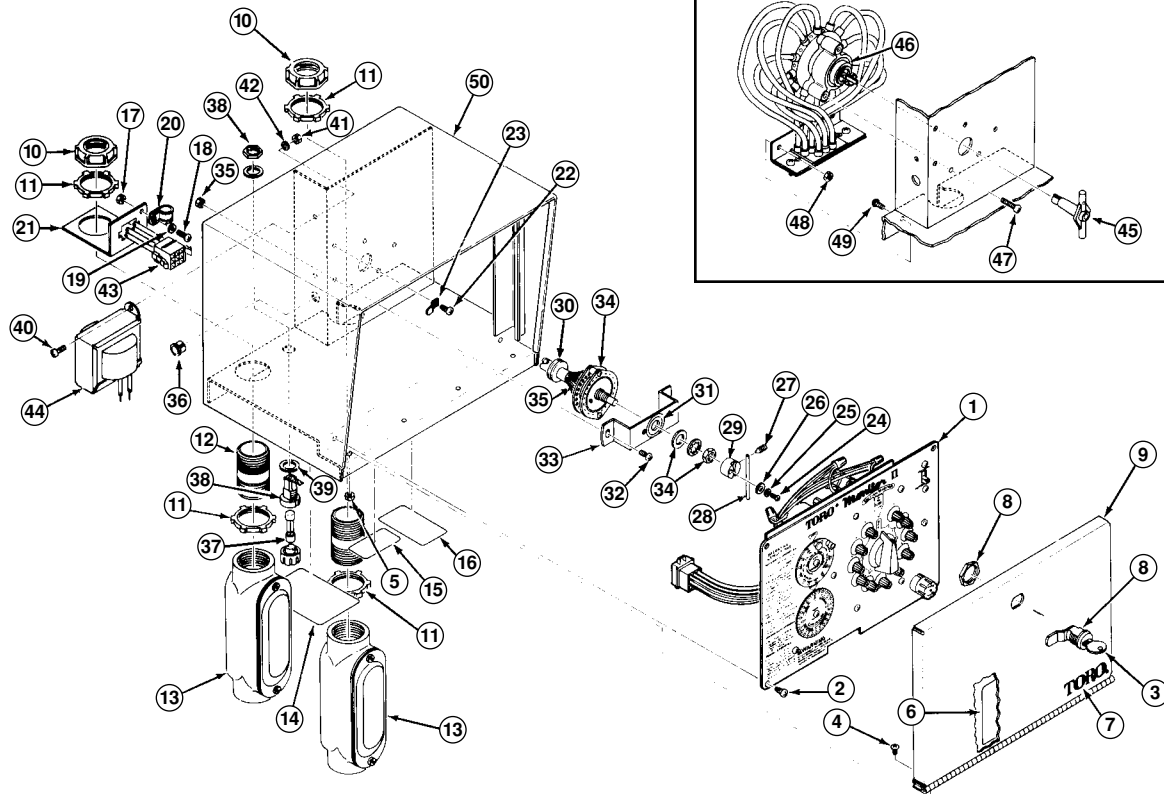
| Item No. | Part No. | Description | Quantity Per Assy. |
|----------|----------|--|--------------------|
| 1 | 91-1676 | Timing Mech. Assy., PT & NO (See p. 180 for Parts List) | 1 |
| 1 | 91-1662 | Timing Mech. Assy., PT & NO , CSA (See p. 180 for Parts List) | 1 |
| 1 | ----- | Timing Mech. Assy., NO, 24V, 50 Hz (See p. 180 for Parts List) | 1 |
| 1 | 91-1677 | Timing Mech. Assy., EL (See p. 180 for Parts List) | 1 |
| 1 | 9-4816 | Timing Mech. Assy., EL, CSA (See p. 180 for Parts List) | 1 |
| 1 | 91-1681 | Timing Mech. Assy., EL, Export (See p. 180 for Parts List) | 1 |
| 2 | 4-1063 | Screw, Tap, #6 | 4 |
| 3 | 360-0565 | Key | 2 |
| 4 | 1-7263 | Screw, Machine, #6-32 x 1/4" | 4 |
| 5 | 360-0151 | Nut, #6-32 w/Washer | 4 |
| 6 | 1-7156 | Label, Station Location | 1 |
| 7 | 1-7395 | Decal, Toro Logo | 1 |
| 8 | 360-0583 | Lock, Door | 1 |
| 9 | 9-2068 | Door, Cabinet | 1 |
| 10 | 1-7417 | Bushing, Insulation, 1" | 2 |
| 11 | 1-7384 | Nut, Lock, 1" | 4 |
| 12 | 1-7383 | Nipple, 1" x 2" | 2 |
| 13 | 1-7382 | Box Assy. Conduit | 2 |
| 14 | 9-1045 | Decal, EL Input, 120 V a.c, | 1 |
| 15 | 1-3050 | Decal, 11 Station, Section | 1 |
| 16 | 1-7424 | Label, Indicator, Wire, EL | 1 |
| 17 | 360-0151 | Nut, Hex, #6-32 | 1 |
| 18 | 1-7174 | Screw, Machine, #6-32 x 1/2" | 1 |
| 19 | 1-3086 | Washer, Flat, #6 | 1 |
| 20 | 1-7176 | Clamp, Cable, Large | 1 |
| 21 | 1-7374 | Bracket, Plug | 1 |
| 22 | 4-1063 | Screw, Tap, #6 | 1 |
| 23 | ----- | Terminal, Male | 1 |
| 24 | 1-3082 | Screw, Machine, #4-40 x 1/2", EL | 1 |
| 25 | 1-3087 | Washer, Brass, #4, EL | 1 |
| 26 | 1-3172 | Washer, Flat, #10, EL | 1 |

Monitor II – Wall Mount (Sheet 2 of 3)



| Item No. | Part No. | Description | Quantity Per Assy. |
|----------|----------|--|--------------------|
| 27 | 1-7038 | Screw, Half-dog Point, EL | 1 |
| 28 | 1-7093 | Wire, Drive, EL | 1 |
| 29 | 1-7203 | Hub, Switch, Rotary, EL | 1 |
| 30 | 1-7114 | Grommet, Rubber, EL | 1 |
| 31 | 1-7356 | Decal, Selector Valve, 11 Sta., EL | 1 |
| 32 | 1-3076 | Screw, Machine, #6-32 x 3/8", EL | 2 |
| 33 | 1-7047 | Bracket, Rotary, EL | 1 |
| 34 | 1-7062 | Switch, Rotary, EL | 1 |
| 35 | ----- | Cable, Multi-conductor, 18 Ga., EL | 1 |
| 36 | 1-7346 | Bushing, Snap, Nylon, EL | 1 |
| 37 | 360-0211 | Fuse, 2A, EL | 1 |
| 38 | 1-3061 | Holder, Fuse, EL | 1 |
| 39 | 360-0109 | Washer, Lock, Int. Tooth, EL | 1 |
| 40 | 360-0248 | Screw, Machine, #8-32 x 1", EL | 2 |
| 41 | 360-0249 | Nut, Hex, #8, EL | 2 |
| 42 | 360-0250 | Washer, Lock, Int. Tooth, EL | 2 |
| 43 | 1-7232 | Plug, Connector, Hyd. | 1 |
| 44 | 35-3143 | Transformer Assy., 120/24 V a.c., 45 VA, EL, Domestic and CSA | 1 |
| 45 | 9-3976 | Handle, Tee | 1 |
| 46 | 9-8490 | Valve Assy., Selector, 11-Sta., PT (See p. 184 for Parts List) | 1 |
| 46 | 9-4809 | Valve Assy., Selector, 11-Sta, NO (See p. 184 for Parts List) | 1 |
| 47 | 360-0297 | Screw, Tap, #6, Hyd. | 3 |
| 48 | 360-0151 | Nut, #6-32 with Washer, Hyd. | 2 |
| 49 | 1-3076 | Screw, Machine, #6-32 x 3/8", Hyd. | 2 |
| 50 | 9-2067 | Cabinet, Wall Mount | 1 |

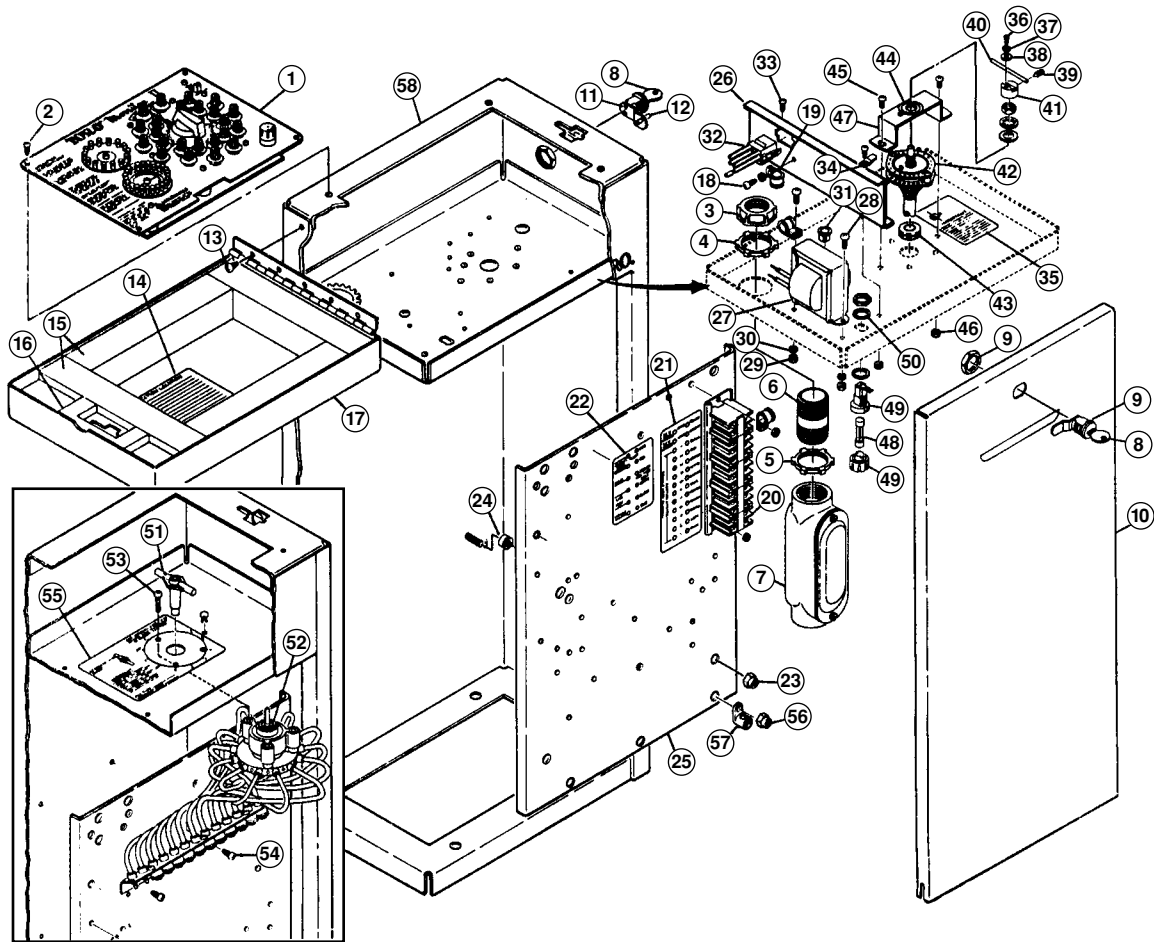
Monitor II – Wall Mount (Sheet 3 of 3)



| Item No. | Part No. | Description | Quantity Per Assy. |
|----------|----------|---|--------------------|
| | | SERVICE ITEMS | |
| | 9-3233 | Cabinet Assy., w/o TM, NO | |
| | 9-3743 | Cabinet Assy., w/o TM, NO, 240 V a.c. | |
| | 9-3234 | Cabinet Assy., w/o TM, EL | |
| | 9-3744 | Cabinet Assy., w/o TM, EL, Export | |
| | 9-4982 | Door Assy., Cabinet (Includes Items 4 & 5) | |
| | 9-4986 | Bracket Assy., Plug | |
| | 9-3159 | Hub Assy., Wire, EL | |
| | 1-7350 | Switch Assy., Rotary | |
| | 9-5153 | Fuse Holder Assembly | |
| | 9-4790 | Transformer & Harness Assy., EL, Domestic and CSA | |
| | 9-4022 | Transformer & Harness Assy., EL, Export | |
| | 9-4789 | Plug Assy. | |
| | 9-4782 | Plug Assy., Hyd. | |
| | 9-4022 | Transformer Assy., 240/24 V a.c., 45 VA, EL, Export | |
| | 9-1022 | Wire Assy., Red, 15" | |
| | 1-7234 | Amp Lock, Term. | |
| | 9-1023 | Wire Assy., White | |
| | 9-1024 | Wire Assy., Black, 15" | |
| | 9-2945 | Tubing, 3/16" x 10", EL | |
| | 9-2947 | Tubing, 3/16" x 12", EL | |
| | 9-3435 | Tubing, 3/16" x 14", EL | |
| | 9-6791 | Connector, Poly 1/4", EL | |
| | 363-2510 | Transformer, Controller, EL | |
| | 1-1115 | Label, Warning, Dirt, Hyd. | |
| | 9-7933 | Label, Service Number | |
| | 1-7406 | Label, Warning, Pump Switch, EL | |
| | 1-7371 | Decal, Pos., EL | |

This image shows a single sheet of white paper with horizontal ruling lines. The lines are evenly spaced and run across the width of the page. There are no margins, text, or other markings on the paper.

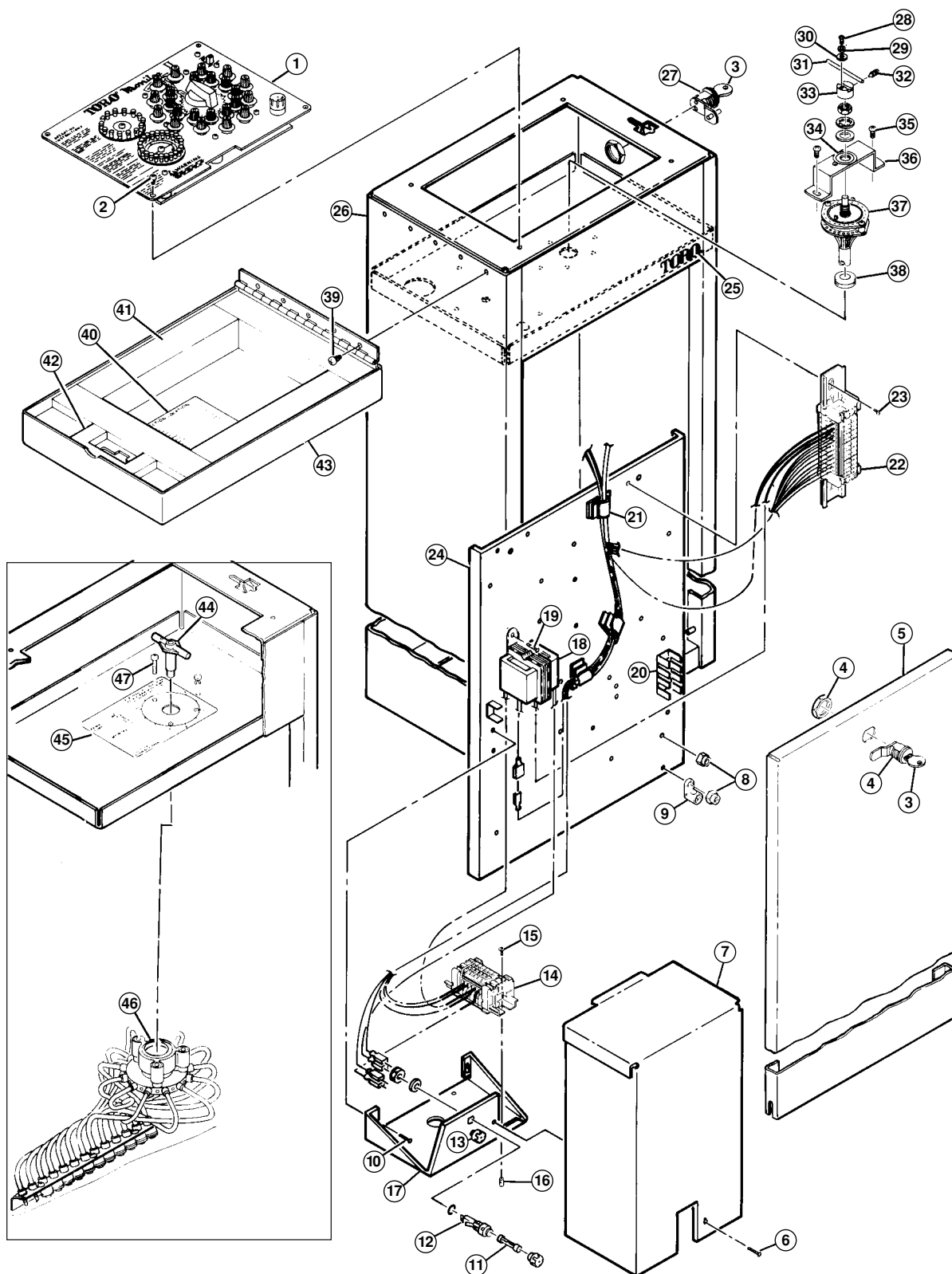
Monitor II – Pedestal Mount (Export)



| Item No. | Part No. | Description | Quantity Per Assy. |
|----------|----------|---|--------------------|
| 1 | 91-1676 | TM Assembly, 11-Station, PT (See p. 180 for Parts List) | 1 |
| 1 | 91-1681 | TM Assembly, 11-Station, EL, 240V (See p. 180 for Parts List) | 1 |
| 1 | 91-1682 | TM Assembly, 11-Station, PT & NO, CSA (See p. 180 for Parts List) | 1 |
| 1 | 9-4816 | TM Assembly, 11-Station, NO, 24V, 50 Hz (See p. 180 for Parts List) | 1 |
| 1 | 91-1678 | TM Assembly, 23-Station, NO, (See p. 180 for Parts List) | 1 |
| 1 | 9-4867 | TM Assembly, 23-Station, NO, CSA (See p. 180 for Parts List) | 1 |
| 1 | 91-1808 | TM Assembly, 23-Station, NO, 240V (See p. 180 for Parts List) | 1 |
| 1 | 91-1807 | TM Assembly, 23-Station, EL, 240V (See p. 180 for Parts List) | 1 |
| 2 | 4-1063 | Screw, Tap, #6 | 4 |
| 3 | 1-7417 | Bushing, Insulation, 1" | 1 |
| 4 | 1-7384 | Nut, Lock, 1" | 1 |
| 5 | 1-7384 | Nut, Lock, 1" | 1 |
| 6 | 1-7383 | Nipple, 1" NPT x 2" | 1 |
| 7 | 1-7382 | Box, Conduit Assy. | 1 |
| 8 | 360-0565 | Key | 2 |
| 9 | 360-0583 | Lock Assy. (Includes Cover) | 1 |
| 10 | 9-1018 | Door, Pedestal | 1 |
| 11 | 9-1695 | Lock Assy. (Includes Cover) | 1 |
| 12 | ----- | Pin, Roll, 1/8" x 11/16" | 1 |
| 13 | 360-0136 | Screw, Tap, #8 | 5 |
| 14 | 1-7156 | Label, Station Location, 11-Station | 1 |
| 14 | 1-7157 | Label, Station Location, 23-Station | 1 |
| 15 | 9-2105 | Block, Foam | 4 |
| 16 | 9-6252 | Block, Foam | 1 |
| 17 | 9-1017 | Lid, Pedestal | 1 |
| 18 | 4-1063 | Screw, Tap, #6, EL | 2 |
| 19 | 1-7176 | Clamp, Cable, Large, EL | 2 |
| 20 | 363-2518 | Block, Terminal, 13 Pos., 11-Station, EL | 1 |
| 20 | 363-2519 | Block, Terminal, 25 Pos., 23-Station, EL | 1 |

| Item No. | Part No. | Description | Quantity Per Assy. |
|--|----------|---|-----------------------|
| 21 | 1-7421 | Decal, Terminal Block, 11-Station, EL | 1 |
| 21 | 1-7157 | Decal, Terminal Block, 23-Station, EL | 1 |
| 22 | 9-1045 | Decal, Input, 11-Station, EL | 1 |
| 22 | ----- | Decal, Input, 11- and 23-Station, EL, Export | 1 |
| 23 | 360-0594 | Nut, Hex, 1/4 - 20, 11- and 23-Station, EL, Export | 4 |
| 24 | *900-40 | Retainer Tube, 11- and 23-Station, EL, Export | 4 |
| 25 | 35-2151 | Plate, Rear Mounting, 11- and 23-Station, EL, Export | 1 |
| 26 | 9-4990 | Divider | 1 |
| 27 | 9-4022 | Transformer Assy., 240 V a.c., 24 V a.c., 11- and 23-Station, CSA | 1 |
| 27 | 35-3143 | Transformer Assy., 115 V a.c., 24 V a.c., 45 VA, 11- and 23-Station, EL, 240V | 1 |
| 28 | 360-0248 | Screw, Machine, #8-32 x 1/2", EL, CSA, 240V | 2 |
| 29 | ----- | Nut, Hex, #8-32, EL, CSA, 240V | 2 |
| 30 | 360-0250 | Washer, Lock, Int. Tooth, EL, CSA, 240V | 2 |
| 31 | 1-7346 | Bushing, Snap, EL, CSA, 240V | 1 |
| 32 | 9-4786 | Plug Assy., EL, CSA, 240V | 1 |
| 33 | 4-1063 | Screw, Tap, #6, EL, CSA, 240V | 1 |
| 34 | ----- | Terminal, Male, EL, CSA, 240V | 1 |
| 35 | 1-7371 | Decal, Position, Hub Assy., EL, CSA, 240V | 1 |
| 36 | 1-3082 | Screw, Mach., #4-40 x 1/4" | 1 |
| 37 | 1-3087 | Washer, Brass, #4 | 1 |
| 38 | 1-3172 | Washer, Flat, #10 | 1 |
| 39 | 1-7038 | Screw, Half-dog Point | 1 |
| 40 | 1-7093 | Wire, Drive | 1 |
| 41 | 1-7203 | Hub, Switch, Rotary | 1 |
| 42 | 1-7062 | Switch, Rotary, EL | 1 |
| 43 | 1-7114 | Grommet, Rubber, EL | 1 |
| 44 | 1-7356 | Decal, Selector, Valve, 11-Station, EL | 1 |
| 44 | 1-7357 | Decal, Selector, Valve, 23-Station, EL | 1 |
| 45 | 1-3076 | Screw, Tap, #6, EL | 2 |
| 46 | 360-0151 | Nut, Hex, EL | 2 |
| 47 | 1-7047 | Bracket, Switch, Rotary, EL | 1 |
| 48 | 360-0211 | Fuse, 2 Amp (10-pack) | 1 |
| 49 | 1-3061 | Holder, Fuse | 1 |
| 50 | 360-0109 | Washer, Lock, 11- and 23-Station, EL, CSA, 240V | 1 |
| 51 | 9-3976 | Tee Handle | 1 |
| 52 | 9-8489 | Valve Assy., Selector, 11-Station, PT (See p. 184 for Parts List) | 1 |
| 52 | 9-4805 | Valve Assy., Selector, 11-Station, NO (See p. 184 for Parts List) | 1 |
| 52 | 9-4807 | Valve Assy., Selector, 23-Station, NO (See p. 184 for Parts List) | 1 |
| 53 | 360-0297 | Screw, Tap, #6 | 3 |
| 54 | 4-1063 | Screw, Tap, #6 | 2 |
| 55 | ----- | Decal, PV, 11-Station, Hyd. | 1 |
| 55 | ----- | Decal, PV, 23-Station, Hyd. | 1 |
| 56 | 360-0594 | Nut, Hex, 1/4-20 | 1 |
| 57 | 363-1553 | Lug, Grounding | 1 |
| 58 | 89-0385 | Cabinet, Tall | 1 |
| SERVICE ITEMS | | | |
| | 9-4993 | Door Assy., Pedestal, Tall | |
| | 9-1695 | Lock Assy., Lid | |
| | 9-3249 | Lid Assy., Pedestal, 11 Station | |
| | 1-7157 | Lid Assy., Pedestal, 23 Station | |
| | 9-4788 | Trans. & Harness Assy., 11 and 23 Station, EL, CSA | |
| | 9-4787 | Trans. & Harness Assy., 11 and 23 Station, EL, Export | |
| | 9-3159 | Hub Assy., Wire, EL, CSA, 240V | |
| | 1-7359 | Rotary Switch & Cable Assy., 11 Station, EL, CSA, 240V | |
| | 1-7360 | Rotary Switch & Cable Assy., 23 Station, EL, CSA, 240V | |
| | 9-5154 | Holder Assy., Fuse, EL | |
| | 9-1051 | Mounting Hole Pattern Board | |
| | 363-1684 | Pedestal Mounting Nut | |
| | 363-1683 | Pedestal Mounting Washer | |
| | 363-1686 | Pedestal Mounting Screw | |
| | 9-7933 | Label, Service Number, EL | |
| | 1-2065 | Nut, Wire | |
| * Order Through Finished Goods Distribution System—Minneapolis | | | |

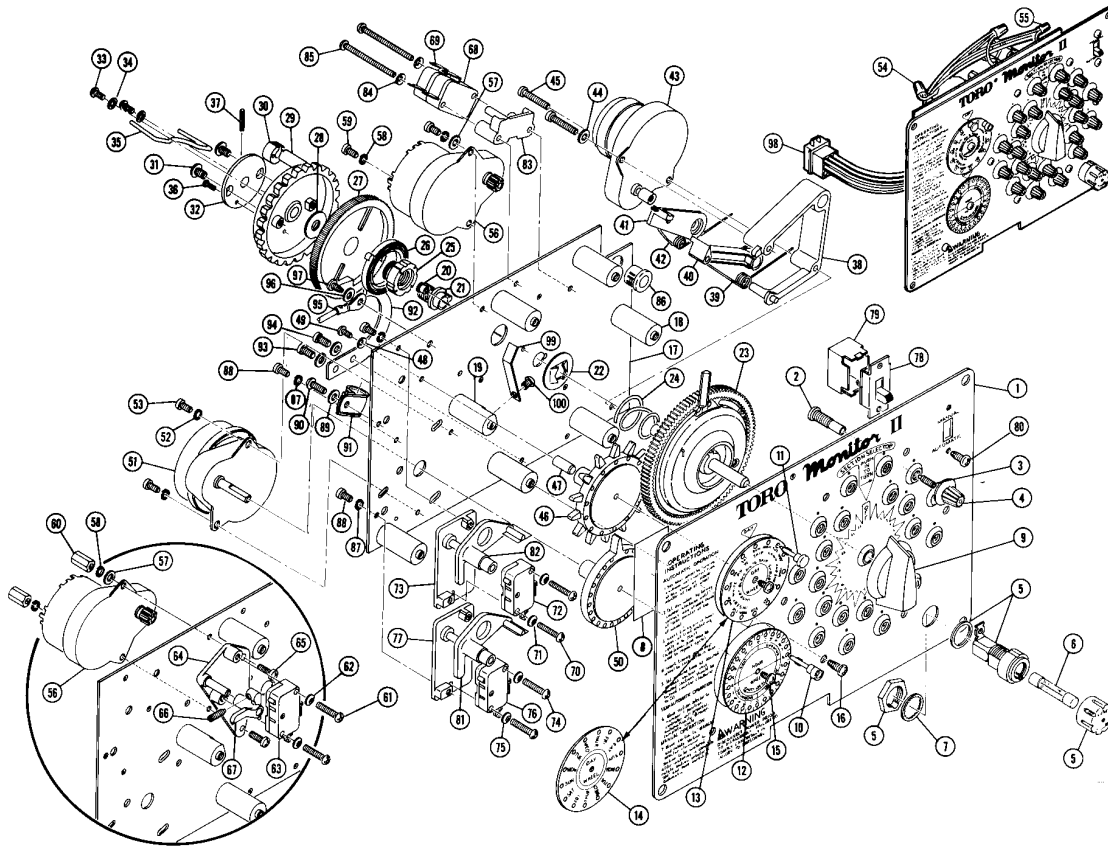
Monitor II – Pedestal Mount (Domestic)



| Item No. | Part No. | Description | Quantity Per Assy. |
|----------|----------|---|--------------------|
| 1 | 91-1676 | TM Assembly, 11-Station, Hyd. (See p. 180 for Parts List) | 1 |
| 1 | 91-1678 | TM Assembly, 23-Station, Hyd. See p. 180 for Parts List | 1 |
| 1 | 91-1677 | TM Assembly, 11-Station, EL (See p. 180 for Parts List) | 1 |
| 1 | 91-1679 | TM Assembly, 23-Station, EL (See p. 180 for Parts List) | 1 |

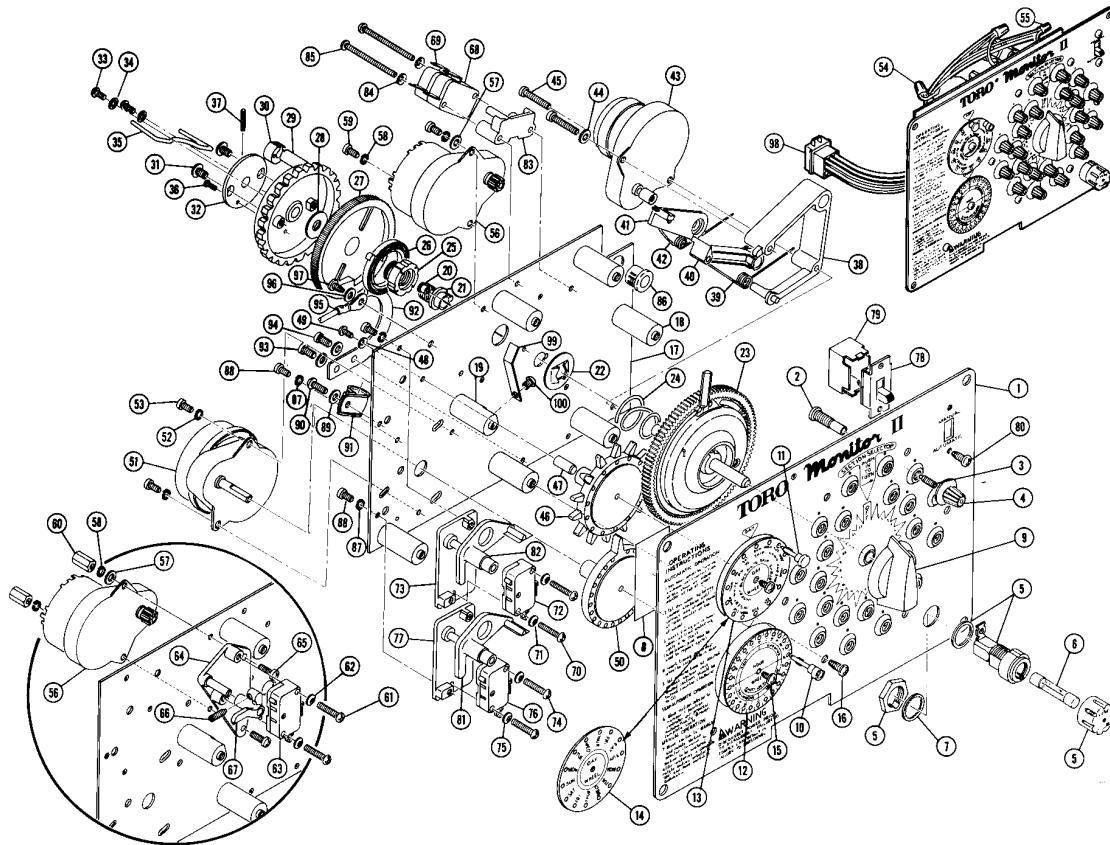
| Item No. | Part No. | Description | Quantity Per Assy. |
|----------------------|----------|--|-----------------------|
| 2 | 4-1063 | Screw, Tap, #6 | 4 |
| 3 | 360-0565 | Key w/Ring | 2 |
| 4 | 360-0583 | Lock, Door | 1 |
| 5 | 9-1018 | Door, Pedestal | 1 |
| 6 | 4-1063 | Screw, Tap, #6 | 1 |
| 7 | 35-6536 | Cover, Power Supply | 1 |
| 8 | 360-0594 | Nut, Hex, 1/4-20 | 1 |
| 9 | 363-1553 | Lug, Grounding | 1 |
| 10 | 4-1063 | Screw, Tap, #6 | 2 |
| 11 | 360-0211 | Fuse, 2 Amp | 1 |
| 12 | 360-0750 | Holder, Fuse | 2 |
| 13 | 363-1227 | Fuse, 1.5 Amp | 1 |
| N/I | 363-2459 | Plug, Hole | 1 |
| 14 | ----- | Block, Terminal, 6 Points | 1 |
| 15 | 360-0136 | Screw, Tap, #8 | 2 |
| 16 | 89-8157 | Cap, Poly, 1/4" | 2 |
| 17 | ----- | Bracket, Fuse | 1 |
| 17 | 363-1346 | Tab, Terminal, KT-4 | 1 |
| 18 | 91-0593 | Transformer Assy., 23-Station, EL | 1 |
| 19 | 4-1063 | Screw, Tap, #6, 11- and 23-Station, EL | 2 |
| 20 | 363-1563 | Tab, Disconnect (0.250), 11- and 23-Station, EL | 1 |
| 21 | 363-2516 | Clamp, Cable, Adhesive Back | 3 |
| 22 | 363-2519 | Block, Terminal, 25-Pos., 23-Station, EL | 1 |
| 22 | 363-2518 | Block, Terminal, 13-Pos., 11-Station, EL | 1 |
| 23 | 4-1063 | Screw, Tap, #6, 11 and 23 Station, EL | 2 |
| 24 | 35-2151 | Plate, Rear | 1 |
| 25 | 1-7395 | Decal, Toro Logo | 1 |
| 26 | 89-0385 | Cabinet, Pedestal | 1 |
| 27 | 9-1695 | Lock, Lid | 1 |
| 28 | 1-3082 | Screw, Machine, 4-40 x 1/2" | 1 |
| 29 | 1-3087 | Washer, Flat, #4, Brass | 1 |
| 30 | 1-3172 | Washer, Flat, #10 | 1 |
| 31 | 1-7093 | Wire, Drive | 1 |
| 32 | 1-7038 | Screw, Half-dog Point | 1 |
| 33 | 1-7203 | Hub, Wire | 1 |
| 34 | 1-7356 | Decal, Select, 11-Station, EL | 1 |
| 34 | 1-7357 | Decal, Select, 23-Station, EL | 1 |
| 35 | 1-3076 | Screw, Machine, 6-32 x 3/8" | 2 |
| 36 | 1-7047 | Bracket, Selector Switch, EL | 1 |
| 37 | 1-7062 | Switch, Rotary, EL | 1 |
| 38 | 1-7114 | Grommet, Rubber, EL | 1 |
| 39 | 360-0136 | Screw, Tap, #8 | 5 |
| 40 | 1-7156 | Label, Station Location, 11-Station | 1 |
| 40 | 1-7157 | Label, Station Location, 23-Station | 1 |
| 41 | 9-2105 | Block, Foam | 4 |
| 42 | 9-6252 | Block, Foam | 1 |
| 43 | 9-1017 | Lid, Pedestal, Cabinet | 1 |
| 44 | 9-3976 | Handle, Tee, Hyd. | 1 |
| 45 | 1-7354 | Decal, Pilot Valve, Hyd. | 1 |
| 46 | 9-4805 | Station Selector Valve, 11-Station (See p. 184 for Parts List) | 1 |
| 46 | 9-4807 | Station Selector Valve, 23-Station (See p. 184 for Parts List) | 1 |
| 47 | 360-0297 | Screw, Tap | 3 |
| SERVICE ITEMS | | | |
| | 9-4993 | Door Assy., Pedestal (Includes Items 4 & 5) | |
| | 9-1695 | Lock Assy., Lid | |
| | 9-3159 | Hub Assy., EL Wire, 11- and 23-Station, EL | |
| | 1-7359 | Switch Assy., Rotary, 11-Station, EL | |
| | 1-7360 | Switch Assy., Rotary, 23-Station, EL | |
| | 9-3249 | Lid Assy., Pedestal, 11-Station | |
| | 9-3250 | Lid Assy., Pedestal, 23-Station | |
| | 35-7821 | Grommet, 0.031 x 1.669 | |
| | 1-3079 | Nut, Hex, 6-32 | |
| | 1-1118 | Label, Grounding | |
| | 1-7422 | Decal, Terminal, 23-Station, EL | |
| | 1-7096 | Decal, Section, 11- and 23-Station, Hyd. | |
| | 1-7421 | Decal, Terminal, 11-Station, EL | |

Monitor II Timing Mechanism (Sheet 1 of 4)



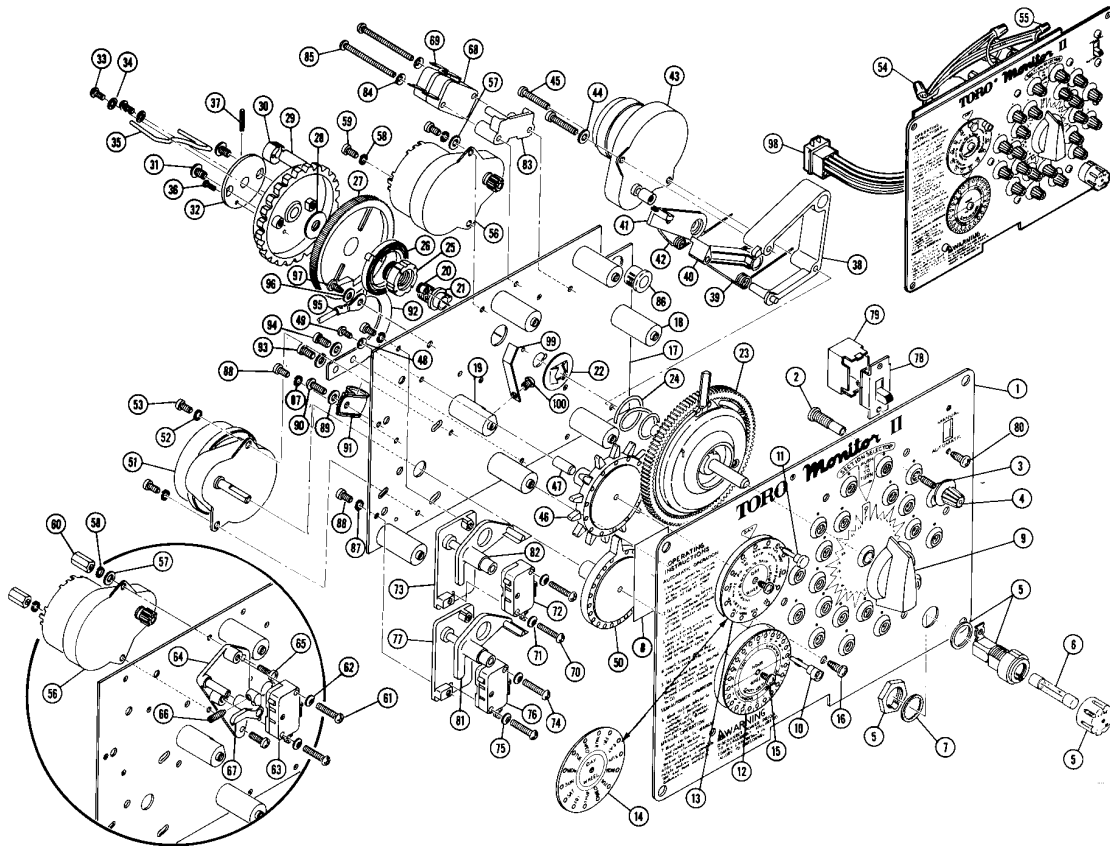
| Item No. | Part No. | Description | Quantity Per Assy. |
|----------|----------|----------------------------------|--------------------|
| 1 | ----- | Front Plate | 1 |
| 2 | 1-3019 | Screw, Station Adjustment | *(One Per Station) |
| 3 | 363-1608 | Set Screw, Half-dog Point | *(One Per Station) |
| 4 | 1-7063 | Station Knob, 60 Minute | *(One Per Station) |
| 5 | 1-3061 | Fuse Holder, Round with Hardware | 1 |
| 6 | 1-7088 | Fuse, 1 Amp | 1 |
| 7 | 360-0109 | Fuse Lock Washer | 1 |
| 8 | ----- | Service Record Label | 1 |
| 9 | 1-7262 | Station Selector Knob | 1 |
| 10 | 1-3022 | White Dial Pin | 1 |
| 11 | 1-7387 | Black Dial Pin | 1 |
| 12 | 1-7146 | Hour Wheel Decal | 1 |
| 13 | 1-7386 | Decal, Wheel Day, EL | 1 |
| 14 | 1-7145 | Decal, Wheel Day, Hyd. | 1 |
| 15 | 1-7263 | Screw, Day & Hour Wheel Decals | 1 |
| 16 | 1-3076 | Screw, Rear Plate Molded Assy. | 7 |
| 17 | ----- | Rear Plate | 1 |
| 18 | 1-3012 | Spacer | 6 |
| 19 | 1-3025 | Special Spacer | 1 |
| 20 | ----- | Spring Pin | 1 |
| 21 | 1-7377 | Bushing, 2-Lead | 1 |
| 22 | 1-7381 | Push-on Retainer | 1 |
| 23 | 35-2830 | Ring Gear & Hub Assy. | 1 |
| 24 | 1-7256 | Return Spring | 1 |
| 25 | 1-7003 | Lead Bushing | 1 |
| 26 | 1-7012 | Power Spring | 1 |
| 27 | 1-7035 | Drive Wheel | 1 |
| 28 | 1-7036 | Thrust Washer | 1 |
| 29 | 1-7037 | Index Wheel | 1 |
| 30 | 1-7257 | Pump Switch Actuator Ring | 2 |
| 31 | 1-7263 | Screw, Index Wheel | 2 |
| 32 | 1-7007 | Adjustable Hub | 1 |
| 33 | 1-3082 | Screw, Yoke | 2 |

Monitor II Timing Mechanism (Sheet 2 of 4)



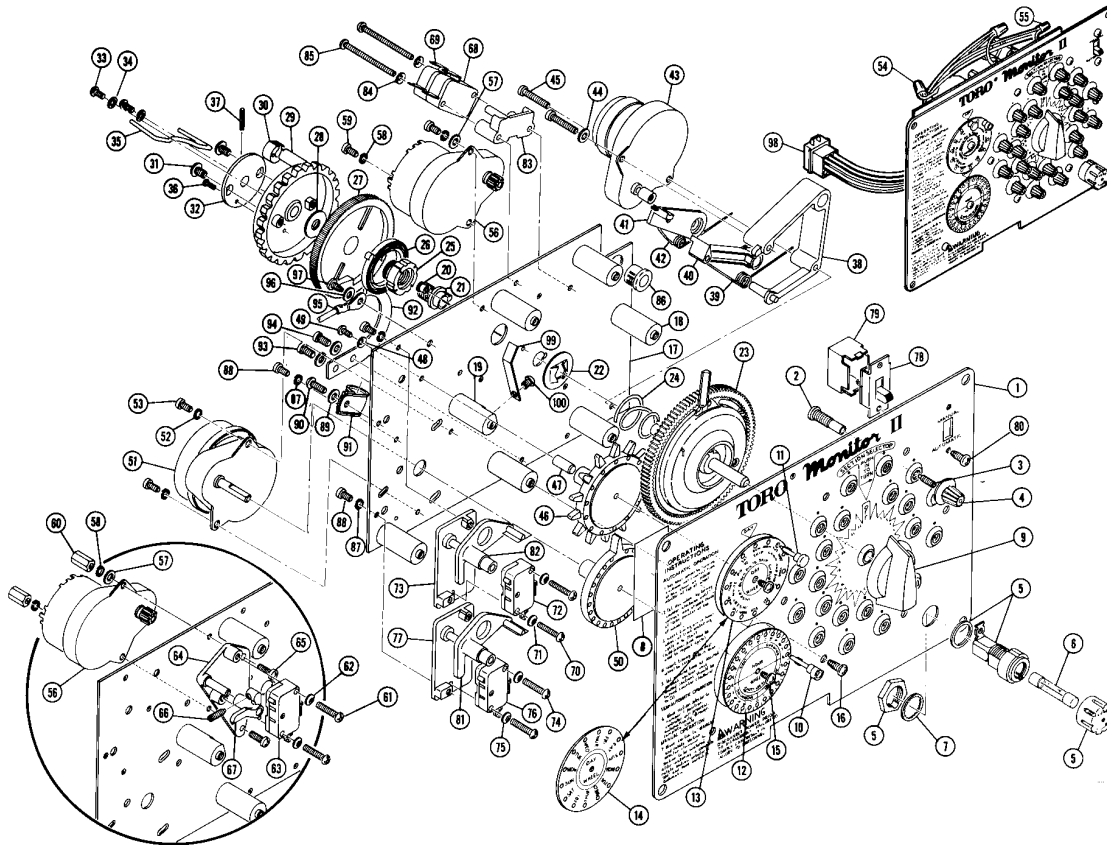
| Item No. | Part No. | Description | Quantity Per Assy. |
|----------|----------|--|--------------------|
| 33 | 1-7263 | Screw, Yoke (Pre-1984 Production Only) | 2 |
| 34 | 1-3087 | Brass Washer, Yoke | 2 |
| 35 | 1-7048 | Yoke | 1 |
| 36 | 1-7008 | Hub Drive Screw | 1 |
| 37 | 1-7091 | Roll Pin | 1 |
| 38 | 1-7023 | Motor Base | 1 |
| 39 | 1-7015 | Driving Pawl Spring | 1 |
| 40 | 1-7026 | Driving Pawl | 1 |
| 41 | 1-7244 | Holding Pawl | 1 |
| 42 | 1-7243 | Holding Pawl Spring | 1 |
| 43 | 1-7287 | Timing Motor w/Gear Service Assy., 120V, 3 RPM, 60 Minute | 1 |
| 43 | 9-3747 | Motor Assy., 240V, 50 Hz, 60 Minute, Export | 1 |
| 44 | 1-3086 | Washer, Timing Motor | 1 |
| 45 | 1-7086 | Screw, Timing Motor | 2 |
| 46 | 1-3020 | Day Wheel | 1 |
| 47 | 1-3039 | Day Wheel Insert | 1 |
| 48 | 360-0727 | Crescent Spring Washer | 1 |
| 49 | 1-3082 | Screw, Day Wheel Insert | 1 |
| 50 | 9-2795 | Hour Wheel for D-shaft Motors | 1 |
| 51 | 1-3066 | Motor 120V, 60 Hz, 1 RPD | 1 |
| 51 | 1-3123 | Motor, 240V, 50 Hz, 1 RPD, Export | 1 |
| 52 | 360-0526 | Lock-washer, Motor | 2 |
| 53 | 1-3078 | Screw, Motor | 2 |
| 54 | 1-2065 | Wire Nut, Large | 2 |
| 55 | 1-3072 | Wire Nut, Small | 2 |
| 56 | 1-7309 | Motor Assy., Index, 120V, 10 RPM (Includes Items 57-64) | 1 |
| 56 | 9-3746 | Motor Assy., Index, 240V, 50 Hz, 10 RPM, Export (Includes Items 57-64) | 1 |
| 57 | 1-3086 | Washer, Index Motor Assy. | 1 |
| 58 | 360-0526 | Lock-washer, Index Motor | 2 |
| 59 | 1-3078 | Screw, Motor, Index, Hyd. | 2 |
| 60 | 91-0966 | Nut, Motor, Index, EL | 2 |
| 61 | 1-3084 | Screw, Limit Switch, EL | 2 |
| 62 | 360-0727 | Crescent Spring Washer, EL | 2 |

Monitor II Timing Mechanism (Sheet 3 of 4)



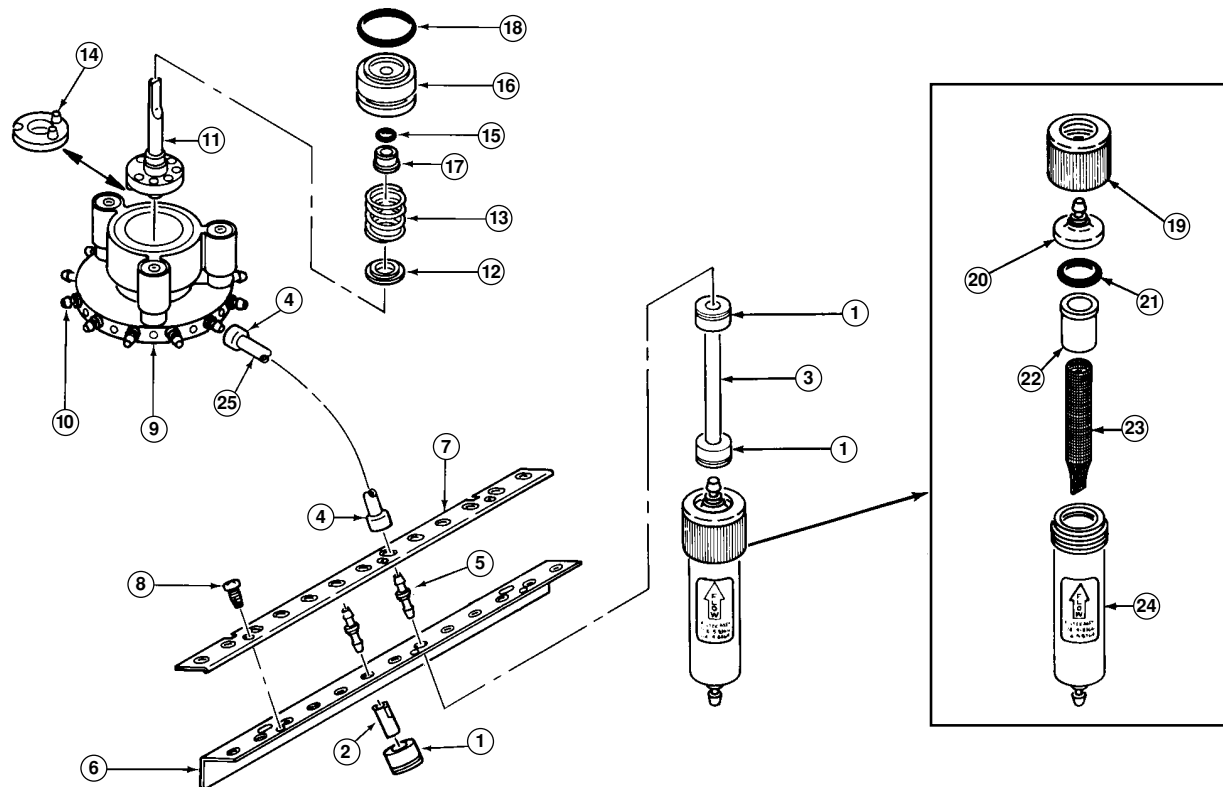
| Item No. | Part No. | Description | Quantity Per Assy. |
|----------|----------|--------------------------------------|--------------------|
| 63 | 1-7214 | Limit Switch, NC, EL | 1 |
| 64 | 1-7376 | Trip Lever Base, EL | 1 |
| 65 | 1-7414 | Screw, Trip Lever Base, EL | 1 |
| 66 | 1-7038 | Set Screw, Half-dog Point, EL | 1 |
| 67 | 1-7375 | Skip-A-Day Trip Lever, EL | 1 |
| 68 | 1-7214 | Limit Switch, NC | 1 |
| 69 | 1-7214 | Limit Switch, NC | 1 |
| 70 | 1-3084 | Screw, Limit Switch | 2 |
| 71 | 360-0727 | Crescent Spring Washer, Limit Switch | 2 |
| 72 | 1-7214 | Limit Switch, NC | 1 |
| 73 | 1-7031 | Switch Base | 1 |
| 74 | 1-3084 | Screw, Limit Switch | 2 |
| 75 | 360-0727 | Crescent Spring Washer, Limit Switch | 2 |
| 76 | 1-7213 | Limit Switch, NO | 1 |
| 77 | 1-7031 | Switch Base | 1 |
| 78 | 1-7117 | Slide Switch | 1 |
| 79 | 360-0762 | Switch Cover, Slide Switch | 1 |
| 80 | 1-3076 | Screw, Slide Switch | 2 |
| 81 | 1-3144 | Hour Wheel Trip Lever | 1 |
| 82 | 1-7121 | Day Wheel Trip Lever | 1 |
| 83 | 1-7041 | Spacer Block | 1 |
| 84 | 360-0727 | Crescent Spring Washer, Limit Switch | 2 |
| 85 | 1-7085 | Screw, Limit Switch | 2 |
| 86 | 1-7346 | Snap Bushing | 1 |
| 87 | 360-0526 | Lock-washer, Switch Base | 3 |
| 88 | 1-3078 | Screw, Switch Base | 3 |
| 89 | 1-3172 | Washer, Switch Base Clamp | 1 |
| 90 | 1-3076 | Screw, Switch Base Clamp | 1 |
| 91 | 1-7176 | Cable Clamp, Large | 1 |
| 92 | 1-7027 | Recoil Limiter | 1 |
| 93 | 1-3086 | Washer, Recoil Limiter | 2 |
| 94 | 1-3078 | Screw, Recoil Limiter | 2 |
| 95 | 9-6899 | Green Wire Assy. | 1 |

Monitor II Timing Mechanism (Sheet 4 of 4)



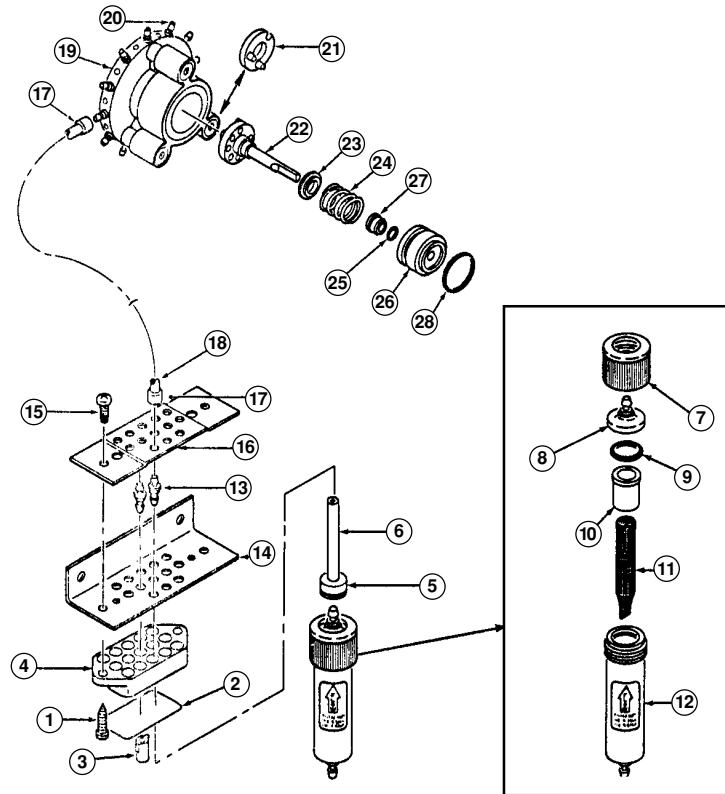
| Item No. | Part No. | Description | Quantity Per Assy. |
|----------|----------|--|--------------------|
| 96 | 1-3086 | Washer, Green Wire | 1 |
| 97 | 1-7263 | Screw, 6-32 x 1/4", Index Wheel | 1 |
| 98 | 1-7233 | Plug, Connector | 1 |
| 99 | 1-7118 | Day Wheel Spring | 1 |
| 100 | 1-3077 | Screw, Day Wheel Spring | 1 |
| | | SERVICE ITEMS | |
| | 9-4743 | Plate Assy., Front, 23-Station (Includes Items 1-7) | |
| | 9-4744 | Plate Assy., Front, 11-Station (Includes Items 1-7) | |
| | 9-4989 | Fuse Holder Assy. with Wiring | |
| | 1-7236 | Rear Plate Assy., Molded . (Includes Items 17-22) | |
| | 9-4609 | Index Wheel Assy., 23-Station (Includes Items 29-35) | |
| | 9-4610 | Index Wheel Assy., 11-Station (Includes Items 29-35) | |
| | 9-5165 | Skip-A-Day Trip Lever (Includes Items 66-67) | |
| | 9-4783 | Pump Switch Assy. w/Wiring (Includes Items 68-79) | |
| | 9-4797 | Switch Harness Assy. w/Wiring | |
| | 9-4800 | Switch Base Assy., NC | |
| | 9-4801 | Switch Base Assy., NO | |
| | 9-4802 | Slide Switch Assy. | |
| | 1-7234 | Term. Amp Lock | |
| | 363-1608 | Screw, 6-32 x 3/4" Special Dog Point, SST | |
| | 363-1169 | Term. Insul., 0.250, 22-18 | |
| | 363-1328 | Term. Insul., 0.187, 22-18 | |
| | 1-7133 | Wire Assy., Red, 12" | |
| | 1-7231 | Stak-On, (Flat) | |
| | 1-7123 | Wire Assy., Orange, 3-1/4" | |
| | 1-7224 | Wire Assy., Blue, 3-5/8" | |
| | 1-7127 | Wire Assy., Yellow | |
| | 9-5157 | Wire Assy., Orange | |
| | 9-3009 | Wire Assy. Yellow, 13" | |
| | 1-7309 | Motor, 120V, 60 Hz, 10 RPM | |

Selector Valve Assembly – 11- and 23-Station Pedestal Mount



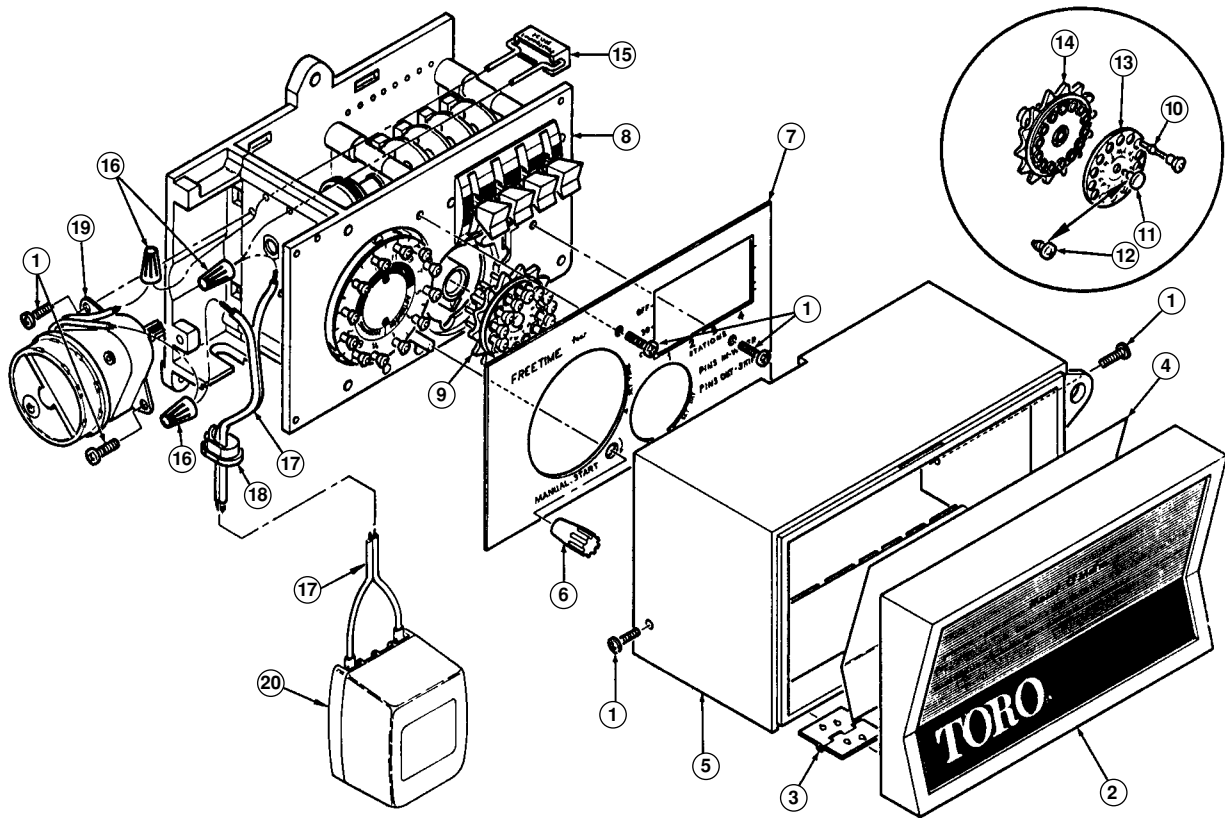
| Item No. | Part No. | Description | Quantity Per Assy. |
|--|----------|---|----------------------------------|
| 1 | *900-40 | Retainer, Tube | ** (23 Used on 23-Station) ** 11 |
| 2 | 89-8157 | Cap, Poly | ** (21 Used on 23-Station) ** 9 |
| 3 | 9-3325 | Tubing, 3" x 1/4" | 1 |
| 4 | 9-4007 | Retainer, Tubing | ** (50 Used on 23-Station) ** 26 |
| 5 | 1-1107 | Reducer, Poly | ** (25 Used on 23-Station) ** 13 |
| 6 | 9-3171 | Rack, Tube, Lower | ** (2 Used on 23-Station) ** 1 |
| 7 | 9-4295 | Plate, Clamp, Rack | ** (2 Used on 23-Station) ** 1 |
| 8 | 4-1063 | Screw, Tap | ** (6 Used on 23-Station) ** 3 |
| 9 | 9-3416 | Body Assy., Valve, Selector, 11-Station, NO | 1 |
| 9 | 9-3418 | Body Assy., Valve, Selector, 23-Station, NO and NC | 1 |
| 9 | 9-7441 | Body Assy., Valve, Selector, 11-Station, PT | 1 |
| 10 | 1-3029 | Connector, Poly, 1/8" | ** (25 Used on 23-Station) ** 13 |
| 11 | 9-3423 | Shaft, Valve, Selector | 1 |
| 12 | 9-3427 | Washer, Thrust, Valve, Selector | 1 |
| 13 | 9-3428 | Spring, Disc, Valve, Selector | 1 |
| 14 | 9-6728 | Washer, Disc, Valve, Selector, 11-Station | 1 |
| 15 | 2-9654 | O-Ring, Valve, Selector | 1 |
| 16 | 9-4605 | Plug, Body, Valve | 1 |
| 17 | 9-4605 | Retainer, O-Ring | 1 |
| 18 | 102-0040 | O-Ring | 1 |
| 19 | 9-8276 | Collar, Filter | 1 |
| 20 | 35-9947 | Cap with 1/4" Fitting | 1 |
| 20 | 35-9945 | Cap with 1/8" Fitting | 1 |
| 21 | 360-0487 | O-Ring, Filter | 1 |
| 22 | 9-8279 | Mount, Screen, Filter | 1 |
| 23 | 9-6415 | Screen, Filter | 1 |
| 24 | 35-9948 | Body with 1/4" Fitting | 1 |
| 24 | 35-9946 | Body with 1/8" Fitting | 1 |
| 25 | 9-3431 | Tubing, Poly, 3/16" x 18.5" | ** (25 Used on 23-Station) ** 13 |
| | | SERVICE ITEMS | |
| | 9-3171 | Rack Assy., Tube | ** (2 Used on 23-Station) |
| | 9-3981 | Valve Body & Shaft Assy., Selector, 11-Station, NO | |
| | 9-3983 | Valve Body & Shaft Assy., Selector, 23-Station, NO and NC | |
| | 9-7323 | Valve Body & Shaft Assy., Selector, 11-Station, PT | |
| | 9-4605 | Plug Assy., Body, Valve Selector | |
| | 9-8364 | Filter Assy., 1/4" Poly | |
| | 9-8366 | Filter Assy., 1/8" Poly | |
| * Order Through Finished Goods Distribution System—Minneapolis | | | |

Selector Valve Assembly – 11-Station Wall Mount



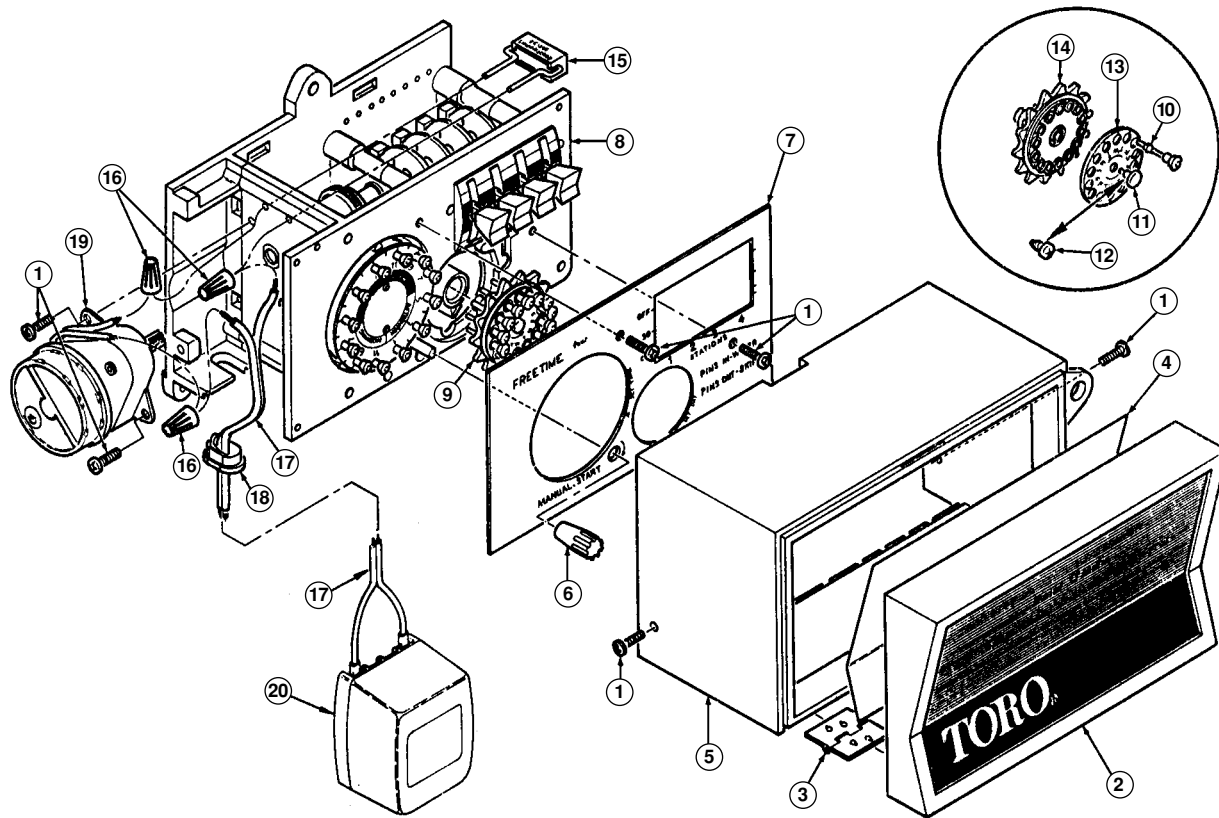
| Item No. | Part No. | Description | Quantity Per Assy. |
|----------|----------|--|--------------------|
| 1 | ----- | Screw, Tap, #8 | 2 |
| 2 | 1-1115 | Label, Warning, Dirt | 1 |
| 3 | 89-8157 | Cap, Poly | 13 |
| 4 | 1-3027 | Body, Connector, Tubing, Poly | 1 |
| 5 | *900-40 | Retainer, Tube | 2 |
| 6 | 9-3325 | Tubing, 3" x 1/4" | 1 |
| 7 | 9-8276 | Collar, Filter | 1 |
| 8 | 35-9947 | Cap, Filter | 1 |
| 9 | 360-0487 | O-Ring, Filter | 1 |
| 10 | 9-8279 | Mount, Screen, Filter | 1 |
| 11 | 9-6415 | Screen, Filter | 1 |
| 12 | 35-9948 | Body, Filter | 1 |
| 13 | 1-1107 | Reducer, Poly | 13 |
| 14 | 9-4297 | Bracket, Tube | 1 |
| 15 | 360-0136 | Screw, Tap, #8 | 2 |
| 16 | ----- | Clamp, Reducer | 1 |
| 17 | 9-4007 | Retainer, Tube, 3/16" | 26 |
| 18 | 9-2945 | Tubing, 3/16" x 10" | 13 |
| 19 | 9-7441 | Body Assy., Selector Valve, PT | 1 |
| 19 | 9-3416 | Body Assy., Selector Valve, NO | 1 |
| 20 | 1-3029 | Connector, Poly, 1/8" | 13 |
| 21 | 9-6728 | Washer, Disc, Selector, Valve, PT | 1 |
| 22 | 9-3423 | Shaft, Selector Valve | 1 |
| 23 | 9-3427 | Washer, Thrust, Selector Valve | 1 |
| 24 | 9-3428 | Spring, Disc, Selector Valve | 1 |
| 25 | 2-9654 | O-Ring, Body, Selector Valve | 1 |
| 26 | ----- | Plug, Body, Valve | 1 |
| 27 | ----- | Retainer, O-Ring | 1 |
| 28 | 102-0040 | O-Ring, Body, Plug | 1 |
| | | SERVICE ITEMS | |
| | 9-8364 | Filter, Line, Supply | |
| | 9-4297 | Bracket Assy., Tube | |
| | 9-7323 | Body & Shaft Assy., Selector, Valve, PT | |
| | 9-3981 | Body & Shaft Assy., Selector, Valve, NO | |
| | 9-4605 | Plug Assy., Body, Selector Valve | |
| | | * Order Through Finished Goods Distribution System—Minneapolis | |

Freetime 4 Electric



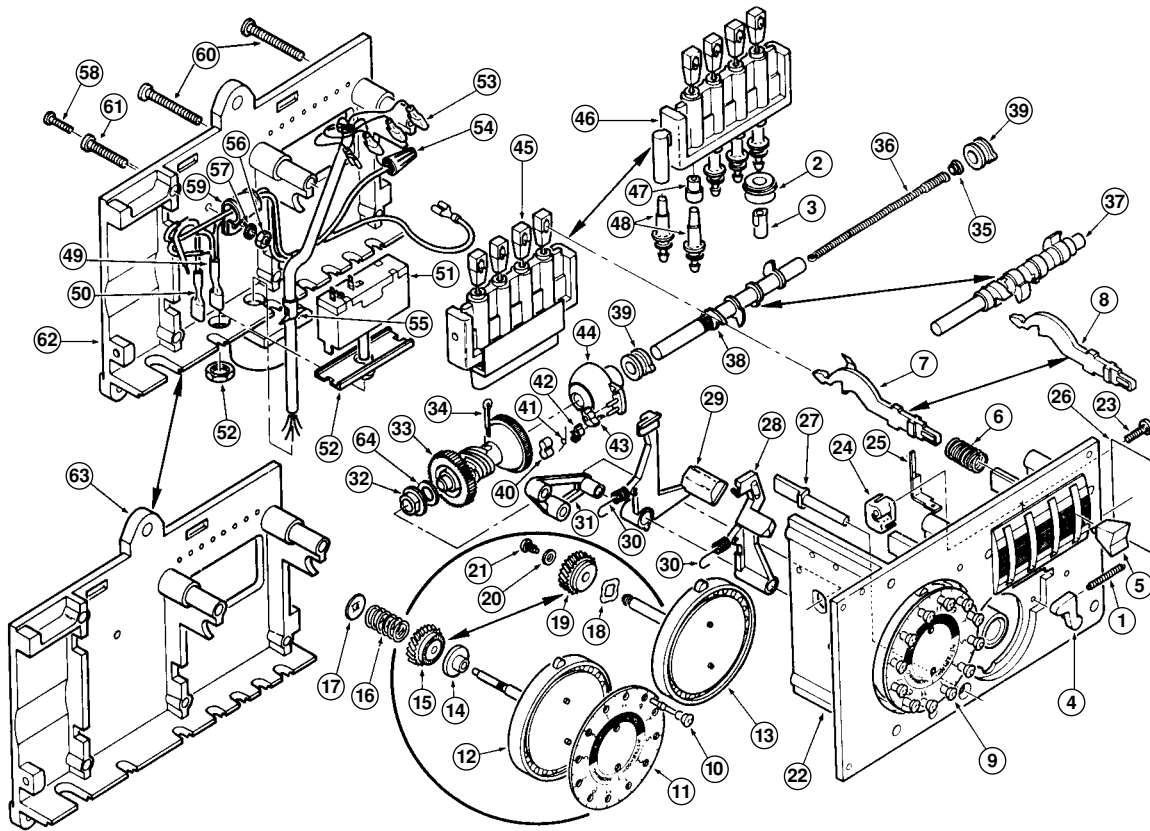
| Item No. | Part No. | Description | Quantity Per Assy. |
|----------|----------|--|--------------------|
| 1 | 1-6053 | Screw, Tap, #6 | 6 |
| 2 | 1-6004 | Door, Controller | 1 |
| 3 | 1-6041 | Hinge, Barbed | 2 |
| 4 | 35-0884 | Label, Location Section | 1 |
| 5 | 1-6003 | Shell | 1 |
| 6 | 9-5883 | Knob, Cam, Trip Manual | 1 |
| 7 | ----- | Plate, Front | 1 |
| 8 | 9-4143 | Frame | 1 |
| 9 | 9-6399 | Day Wheel Assy. (Includes Items 10-14) | 1 |
| 10 | 9-5876 | Pin, Dial | 14 |
| 11 | ----- | Decal, Pin, Wheel Day | 1 |
| 12 | ----- | Screw (Prior to Code Date F80) | 1 |
| 13 | ----- | Decal, Wheel Day | 1 |
| 14 | 9-5871 | Wheel, Day | 1 |
| 15 | 363-1210 | Resistor, 50 Ohm, 10%, 5 W | 1 |
| 16 | 1-3072 | Nut, Wire, Small | 3 |
| 17 | 1-6176 | Cord Assembly | 1 |
| 18 | 1-6054 | Bushing, Cord | 1 |
| 19 | 360-0204 | Motor, 24 V a.c., 50 HZ, 1 RPM, Export | 1 |
| 19 | 1-6167 | Motor, 24 V a.c., 60 HZ, 1 RPM, CSA and Domestic | 1 |
| 20 | 363-1616 | Transformer, 115/24 V a.c., Plug-in, 30VA | 1 |
| | | SERVICE ITEMS | |
| | 35-0989 | Cover & Door Assy. (Includes Items 2-5) | |
| | 9-7933 | Label, Service No. | |

Freetime 4 Hydraulic



| Item No. | Part No. | Description | Quantity Per Assy. |
|----------|----------|---|--------------------|
| 1 | 1-6053 | Screw, Tap #6 | 6 |
| 2 | 1-6004 | Door, Controller | 1 |
| 3 | 1-6041 | Hinge, Barbed | 2 |
| 4 | 35-0884 | Label, Location Section (Current Production Models 150-00-34) | 1 |
| 5 | 1-6003 | Shell | 1 |
| 6 | 9-5883 | Knob, Cam, Trip Manual | 1 |
| 7 | ----- | Plate, Front | 1 |
| 8 | 9-4143 | Frame | 1 |
| 9 | 9-6399 | Day Wheel Assy. (Includes 10 & 11) | 1 |
| 10 | 9-5876 | Pin, Dial | 14 |
| 11 | ----- | Decal, Pin, Wheel Day | 1 |
| 12 | ----- | Screw (Prior to Code Date F80) | 1 |
| 13 | ----- | Decal, Wheel Day | 1 |
| 14 | 9-5871 | Wheel, Day | 1 |
| 15 | 363-1210 | Resistor, 50 Ohm, 10%, 5 W | 1 |
| 16 | 1-3072 | Nut, Wire, Small | 3 |
| 17 | 1-6176 | Cord Assembly | 1 |
| 18 | 1-6054 | Bushing, Cord | 1 |
| 19 | 1-6167 | Motor, 24 V a.c., 60 HZ, 1 RPM, Domestic and CSA | 1 |
| 19 | 360-0204 | Motor, 24 V a.c., 50 HZ, 1 RPM, Export | 1 |
| 20 | 363-1616 | Transformer, Plug-in, 30 VA, Domestic | 1 |
| | | SERVICE ITEMS | |
| | 35-0989 | Cover & Door Assy., Domestic (Includes Items 2-5) | |
| | 9-7933 | Label, Service No. | |

Freetime 4 Timing Mechanism



| Item No. | Part No. | Description | Quantity Per Assy. |
|----------|----------|--|--------------------|
| 1 | 9-6041 | Spring, Pawl, Wheel Day | 1 |
| 2 | *900-40 | Retainer, Tube, Hyd. | 4 |
| 3 | 89-8157 | Cap, Poly, 1/4", Hyd. | 4 |
| 4 | 9-5872 | Pawl, Wheel Day, 14-Day | 1 |
| 5 | 1-6005 | Knob, Selector Station | 4 |
| 6 | 1-6046 | Spring, Lever, Selector | 4 |
| 7 | 9-6578 | Lever Assy., Selector Station, EL | 4 |
| 8 | 9-6734 | Lever Assy., Selector Station, Hyd. | 4 |
| 9 | 35-2653 | Wheel Assy., Hour (Includes Items 14-16) | 1 |
| 10 | 9-5876 | Pin, Dial | 12 |
| 11 | ----- | Decal, Wheel Hour, 14-Day | 1 |
| 12 | ----- | Ratchet, Wheel Hour | 1 |
| 13 | ----- | Wheel, Hour (Obsolete) | 1 |
| 14 | 9-4115 | Ratchet, Gear, Helical | 1 |
| 15 | 9-4108 | Gear, Helical | 1 |
| 16 | 9-4142 | Spring, Ratchet | 1 |
| 17 | 363-1417 | Retainer, Push-on | 1 |
| 18 | ----- | Washer, Wave Spring (Obsolete) | 1 |
| 19 | ----- | Gear Assy., Helical (Obsolete) | 1 |
| 20 | ----- | Washer, Brass (Obsolete) | 1 |
| 21 | ----- | Screw, U-Drive (Obsolete) | 1 |
| 22 | 9-4143 | Frame, Front, Hyd. | 1 |
| 22 | 35-1643 | Frame, Front, & Hour Wheel Service Kit, EL | 1 |
| 23 | 1-6053 | Screw, Tap, #6 | 1 |
| 24 | 9-6463 | Support, Contact, Common, EL | 1 |
| 25 | ----- | Contact, Common, EL | 1 |
| 26 | ----- | Label, Record Service | 1 |
| 27 | 9-5882 | Cam, Trip Manual | 1 |
| 28 | 1-6021 | Lever, Arm Trip Day | 1 |
| 29 | 9-5838 | Lever, Trip Day | 1 |

| Item No. | Part No. | Description | Quantity Per Assy. |
|----------|----------|--|-----------------------|
| 30 | 9-6042 | Spring, Trip Arm | 1 |
| 31 | 9-5874 | Retainer, Trip Arm | 1 |
| 32 | ----- | Bushing | 1 |
| 33 | ----- | Worm & Spur Gear | 1 |
| 34 | 360-0761 | Pin, Cotter | 1 |
| 35 | ----- | Plug | 1 |
| 36 | 9-2163 | Spring, Advance | 1 |
| 37 | ----- | Shaft Assy., Cam, Hyd. | 1 |
| 38 | ----- | Shaft Assy., Cam, EL | 1 |
| 39 | ----- | Bushing | 2 |
| 40 | 9-1738 | Retainer, Pawl | 1 |
| 41 | 9-1985 | Spring, Pawl | 1 |
| 42 | 9-2164 | Pawl, Driving | 1 |
| 43 | 9-2165 | Pawl, Holding | 1 |
| 44 | ----- | Body, Clutch | 1 |
| 45 | ----- | Block Assy., Pilot, EL | 1 |
| 46 | 9-2619 | Block Assy., Valve, Hyd. | 1 |
| 47 | 9-2411 | Connector, Tube | 4 |
| 48 | 9-2742 | Adapter, Tubing | 5 |
| 49 | ----- | Wire Assy, 9" Yellow, 5" White | 1 |
| 50 | ----- | Wire Assy, 5" Black | 1 |
| 51 | 360-0655 | Circuit Breaker | 1 |
| 52 | 360-0654 | Adapter Plate & Nut | 1 |
| 53 | ----- | Wire Harness Assy., EL | 1 |
| 54 | 1-3072 | Nut, Wire Small | 1 |
| 55 | ----- | Strain Relief, Cable | 1 |
| 56 | 1-2119 | Nut, EL | 1 |
| 57 | 1-3087 | Washer, EL | 1 |
| 58 | 1-3153 | Screw, EL | 1 |
| 59 | 1-7204 | Clamp, EL | 1 |
| 60 | 1-6052 | Screw | 2 |
| 61 | 1-6051 | Screw | 4 |
| 62 | ----- | Back, Controller, EL | 1 |
| 63 | 1-6002 | Back, Controller, Hyd. | 1 |
| 64 | ----- | Washer, Thrust | |
| | | SERVICE ITEMS | |
| | 35-1028 | Advance Assy., Rapid, Hyd. | |
| | 9-6759 | Circuit Breaker Assy. | |
| | 9-6399 | Wheel Assy., Day | |
| | 9-5556 | Pawl Service Kit (Includes Items 40–43) | |
| | 35-1028 | Cam Repair Kit, Hyd. | |
| | 35-2653 | Hour Wheel Ratchet Update Kit | |
| | 1-7091 | Roll, Pin | |
| | 360-0166 | Seal, O-Ring Stem | |
| | 89-1676 | Spring, Actuator | |
| | 360-0109 | Washer, Lock Int-T 1/2 Stl. | |
| | 1-7231 | Stak On (Flat) | |
| | 363-1328 | Terminal Insul., 0.187, 22-1 | |
| | | * Order Through Finished Goods Distribution System—Minneapolis | |

[illegible]