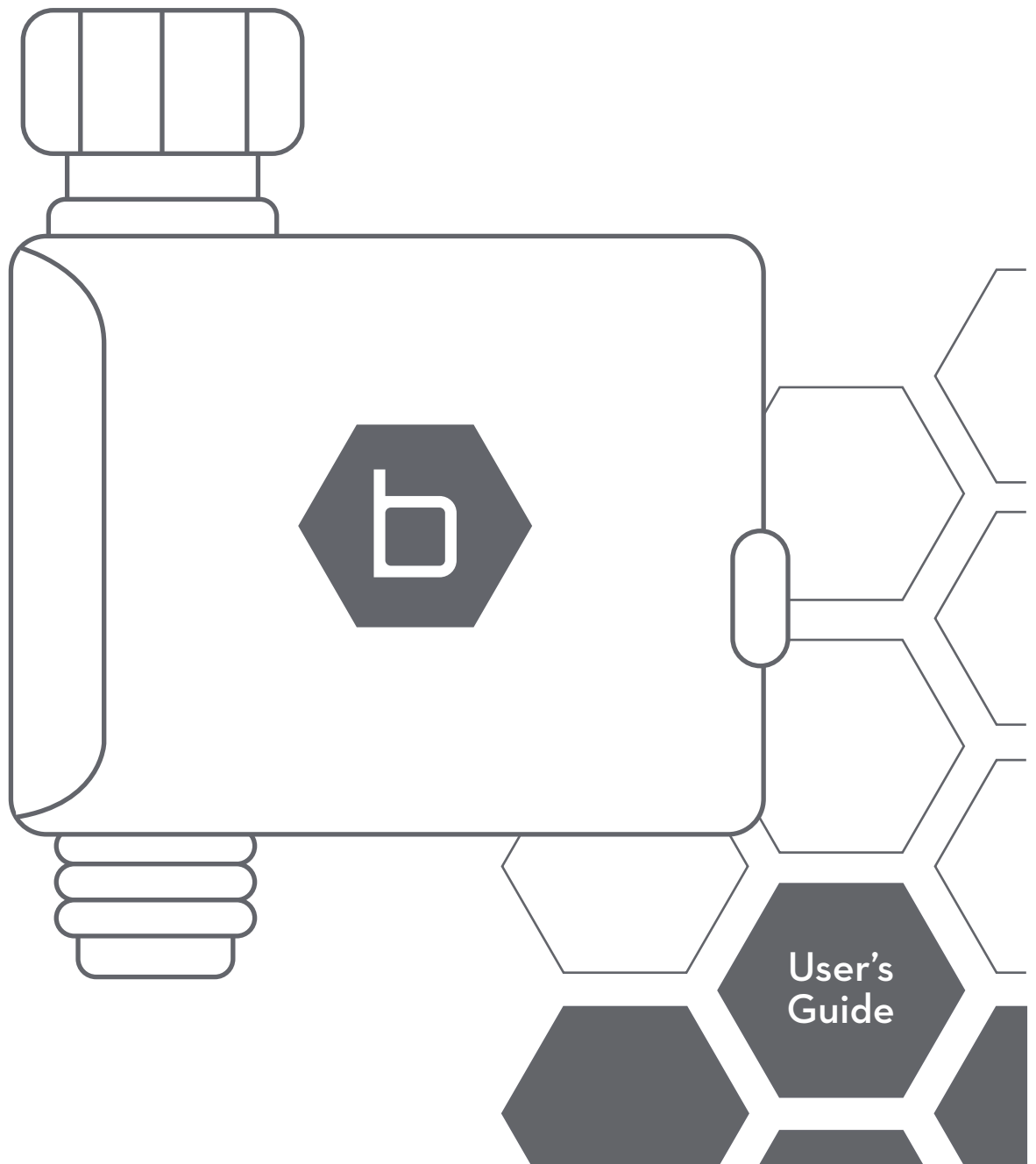


Welcome to  
**b·hyve**<sup>™</sup>

BLUETOOTH HOSE FAUCET TIMER



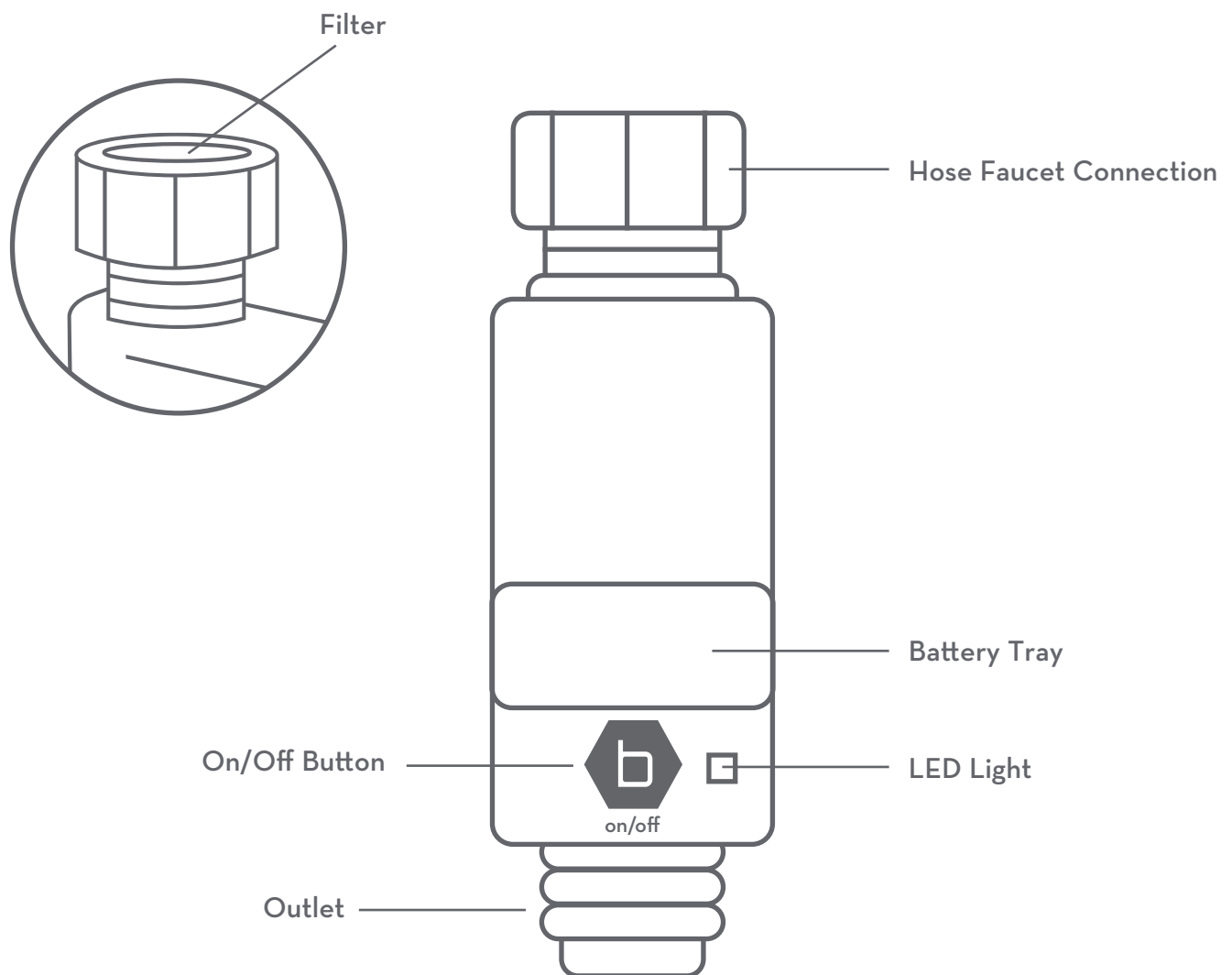
User's  
Guide

Congratulations on the purchase of your B-hyve Bluetooth Hose Faucet Timer! Faucet watering has never been faster, easier or more convenient with the ability to control it from your phone. You can schedule, manually operate and monitor flow without climbing through your shrubs to access the timer. The timer works much like other Bluetooth devices: if you are within range of the timer you can connect to it with the push of a button via the home screen in the app. Your B-hyve Hose Faucet Timer uses a Bluetooth chip that has great range, up to 150 ft., to maximize the distance from which you can connect. It also allows you to water down to seconds, which is great for gardening, hydroponics, filling pet dishes or even bird baths

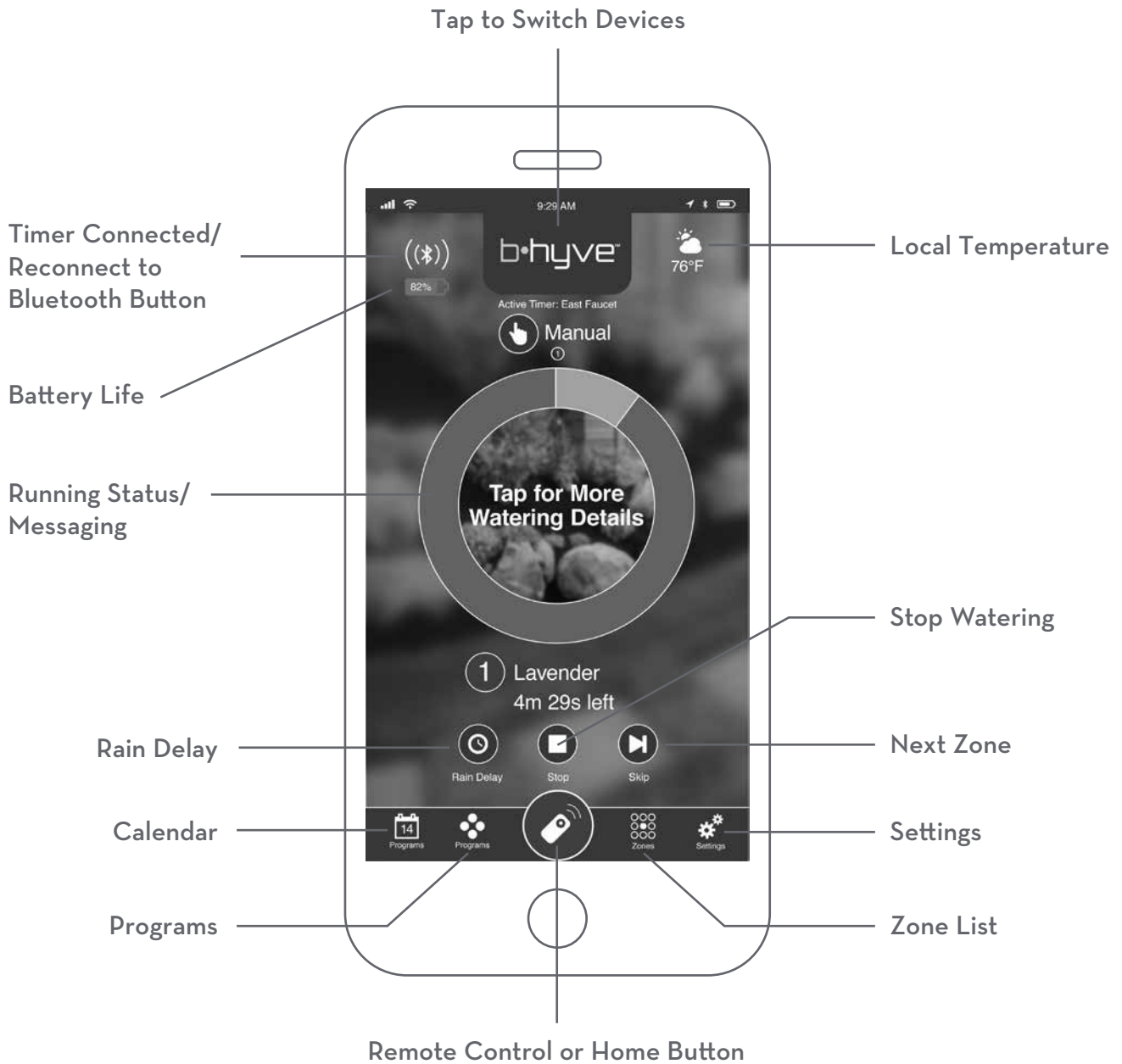
**If Bluetooth doesn't provide the flexibility you need, you can add the B-hyve Wi-Fi Hub to connect to your hose faucet timer from anywhere in the world. With the addition of a hub you can connect to the Internet and have your timer automatically update and adjust based on the weather forecast.**

Whatever your connected outdoor watering needs, B-hyve provides best-in-class smart products to help you more effectively manage and control your watering. Thanks for your purchase, and welcome to B-hyve.

## Meet the B-hyve™ Hose Faucet Timer




# Meet the B-hyve App Home Screen



## Initial B-hyve App Setup

### 1) Download the B-hyve App

If you don't already have the B-hyve App on your smart device, search for "B-hyve" and download the free Android or iOS app.



### 2) Open the B-hyve App

Create an account or login with an existing account to begin timer setup.

### 3) Add a Device

There is a wizard in the app to guide you through initial set up of your timer. In addition, there are help icons throughout the app with more information and useful tips.

## Initial B-hyve Timer Setup

### 1) Insert Two AA Batteries

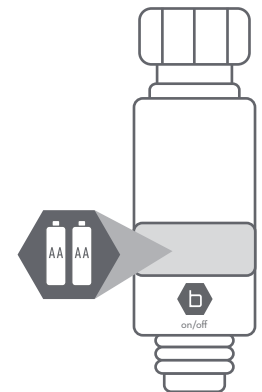
Batteries are not included and you will need two alkaline AA batteries to power your timer. Remove the battery tray and install the batteries according to the drawings located in the tray. Firmly reinstall the battery tray back into the timer.

Your timer is now in pairing mode and will flash a blue light every 5 seconds. You will also hear two clicks about 6 seconds apart, this is normal and ensures the valve is closed before you turn on the water.

**i** If at any time you need to re-pair, press the on/off button quickly 5 times.

**i** Replace batteries when timer flashes a red light every 5 seconds, or when the app notifies you that batteries need replacing.

If you remove or change the batteries, you will need to reconnect to Bluetooth to set the correct time and date.



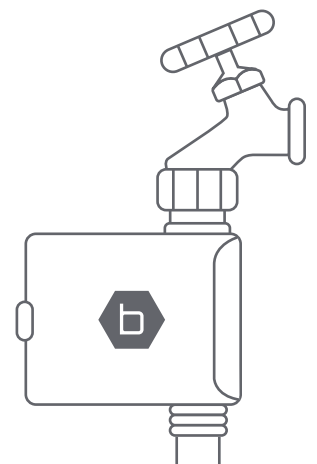
### 2) Install the Timer

Connect the timer to an outdoor hose faucet. Your timer is now ready to be used with any product that can be attached to a standard hose faucet.

**i** Do not place the timer in an underground valve box or anywhere your Bluetooth signal will be obstructed.

### 3) Turn on Your Water

The water must remain on for the timer to work properly.



## Additional B-hyve Timer Features

### Manual Watering

Your timer has the ability to allow you to manually water without disturbing the programmed schedule. Manual is used to test equipment, run an extra watering cycle in an area, or to use the hose faucet without removing the timer.

Press and hold the on/off button for 3 seconds to activate manual watering. Using the B-hyve app you can set how long you want the preset manual cycle to run for. Go to Settings>Devices>Device>Preset Runtime. Default runtime is 10 minutes.

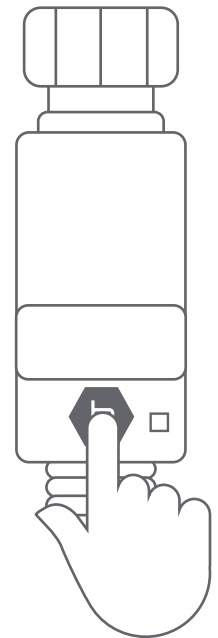
### Stop Watering

You can stop the flow of water at any time whether it is during manual watering, or during a programmed time.

Press the on/off button once to stop watering.

### Manual Watering

The LED Light on your timer will display different colors at different intervals depending how your timer is functioning.



<u>Light Color</u>	<u>Light Type</u>	<u>Duration</u>	<u>Description</u>
Blue	Blink	Every 2 sec. for 10 min.	In pairing mode, ready to connect to your smart device
Blue/White	Alternating	3 sec.	Bluetooth connected successfully
Green	Blink	Every 5 sec. for 5 min.	Watering
Red	Blink	Every 5 sec.	Low Battery: Low battery indication at 2.6V and valve shutoff at 2.5V
Yellow	Blink	Every 10 sec.	Rain Delay: initiated from app and adds a specified auto watering delay to program
White	Blink	Every 2 sec.	Timer is updating
Blue/Yellow	Alternating	Every 2 sec. until connected	Attempting to reconnect to your smart device
Red/White/Blue	Alternating	Every 2 sec.	Identify which device you are connected to

## Timer

Range: 150 ft without interference

Pressure operating range: 10-100 psi

Temperature operating range: 32°F-158°F (0-70°C)

For outdoor use with cold water only

Not for use with appliances

Do not mix alkaline, standard (carbon-zinc), or rechargeable (nickel cadmium) batteries.

Used up or dead batteries must be removed from the timer and disposed of properly.



**WARNING:** Battery must be removed from the timer before it is scrapped.

Do not dispose of batteries in fire. Batteries may explode or leak.

## FCC Statement: FCC ID: ML6HT25

This device complies with Part 15 of the FCC Rules. Operation is subject to the following two conditions: (1) This device may not cause harmful interference, and (2) this device must accept any interference received, including interference that may cause undesired operation.

**FCC Warning:** Any changes or modifications not expressly approved by the party responsible for compliance could void the user's authority to operate this equipment.

**Note:** This equipment has been tested and found to comply with the limits for a Class B digital device, pursuant to Part 15 of the FCC Rules. These limits are designed to provide reasonable protection against harmful interference in a residential installation. This equipment generates, uses, and can radiate radio frequency energy and, if not installed and used in accordance with the instructions, may cause harmful interference to radio communications. However, there is no guarantee that interference will not occur in a particular installation.

If this equipment does cause harmful interference to radio or television reception, which can be determined by turning the equipment off and on, the user is encouraged to try to correct the interference by one of the following measures:

- Reorient or relocate the receiving antenna.
- Increase the separation between the equipment and the receiver.
- Connect the equipment into an outlet on a circuit different from that to which the receiver is connected.
- Consult the dealer or an experienced radio/TV technician for help.

**This device meets the FCC and IC requirements for RF exposure in public or controlled environments. The end user is advised to maintain a distance 20 cm from the timer and any personnel to ensure compliance with RF exposure regulations.**

## IC Statement: IC: 3330A-HT25

This device complies with Industry Canada license exempt RSS standard(s). Operation is subject to the following two conditions: (1) This device may not cause harmful interference, and (2) this device must accept any interference received, including interference that may cause undesired operation. This Class B digital apparatus complies with Canadian ICES-003.

**Remarque:** cet appareil été testé et déclaré conforme aux limites d'exposition pour les appareils numériques de classe B, selon la section 15 de la Règlementation de la FCC. Ces limites sont conçus pour fournir une protection raisonnable contre les interférences nuisibles dans une installation résidentielle. Cet appareil produit, utilise et peut émettre de l'énergie radio fréquence et, si elle n'est pas installée et utilisée conformément aux instructions, peut causer des interférences nuisibles aux communications radio. Cependant, il n'est pas garantie que des interférences ne se produisent pas dans une installation particulière. Si cet appareil cause des interférences gênantes à la réception d'un signal radio ou de télévision, ce qui peut être déterminé en allumant et en éteignant l'appareil, l'utilisateur peut corriger les interférences en suivant une des mesures suivantes :

- Réorientez ou repositionnez l'antenne de réception.
- Augmentez la distance entre l'appareil et le récepteur.
- Branchez l'appareil dans une prise sur un circuit différent du circuit sur lequel le récepteur est branché.
- Consulter le revendeur ou un technicien radio/TV expérimenté pour obtenir de l'aide.

**Cet appareil est conforme aux exigences de la FCC et de l'IC concernant l'exposition aux ondes dans un environnement public ou contrôlé. Il est conseillé à l'utilisateur final de maintenir une distance de 20 cm du contrôleur pour assurer la conformité aux réglementations d'exposition RF.**

**Information de conformité pour le Canada Déclaration de l'IC:** Cet appareil est conforme à la norme RSS d'IndustryCanada. Son fonctionnement est soumis aux deux conditions suivantes : (1) cet appareil ne doit pas causer d'interférences nuisibles, et (2) cet appareil doit tolérer toutes les interférences, dont les interférences pouvant causer un fonctionnement non désiré. Cet appareil numérique de classe B est conforme à la norme canadienne ICS-003.

## **IMPORTANT INFORMATION ABOUT YOUR RIGHTS AND OBLIGATIONS, AS WELL AS LIMITATIONS AND EXCLUSIONS THAT MAY APPLY TO YOU.**

### **1. YOUR RIGHTS AND THIS LIMITED WARRANTY**

This Limited Warranty gives you specific legal rights. You may also have other legal rights that vary by state, province or jurisdiction. The disclaimers, exclusions, and limitations of liability under this Limited Warranty will not apply to the extent prohibited by applicable law. For a full description of your legal rights you should refer to the laws applicable in your jurisdiction and you may wish to contact a relevant consumer advisory service.

### **2. WHAT THIS LIMITED WARRANTY COVERS; PERIOD OF COVERAGE**

Orbit Irrigation Products, Inc. ("Orbit") warrants to the owner of the enclosed product that the product contained in this box ("Product") will be free from defects in materials and workmanship for a period of two (2) years from the date of delivery following the original retail purchase (the "Warranty Period"). If the Product fails to conform to this Limited Warranty during the Warranty Period, Orbit will, at its sole discretion, either (a) repair or replace any defective Product or component; or (b) accept the return of the Product and refund the money actually paid by the original purchaser for the Product. Repair or replacement may be made with a new or refurbished product or components, at Orbit's sole discretion. If the product or a component incorporated within it is no longer available, Orbit may replace the Product with a similar product of similar function, at Orbit's sole discretion. This is your sole and exclusive remedy for breach of this Limited Warranty. Any Product that has either been repaired or replaced under this Limited Warranty will be covered by the terms of this Limited Warranty for the longer of thirty (30) days from the date of delivery or the remaining Warranty Period. This Limited Warranty is transferable from the original purchaser to subsequent owners, but the Warranty Period will not be extended in duration or expanded in coverage for any such transfer.

### **3. WARRANTY CONDITIONS; HOW TO GET SERVICE IF YOU WANT TO CLAIM UNDER THIS LIMITED WARRANTY**

Before being able to claim under this Limited Warranty, the owner of the Product must notify Orbit of the intention to claim by visiting [www.orbitonline.com/contact](http://www.orbitonline.com/contact) during the Warranty Period and provide a description of the alleged failure, and comply with Orbit's return shipping instructions. Orbit will have no warranty obligations with respect to a returned Product if it determines, in its reasonable discretion after examination of the returned Product, that the Product is an Ineligible Product (defined below). Orbit will bear all costs of return shipping to owner and will reimburse any shipping costs incurred by the owner, except with respect to any Ineligible Product, for which owner will bear all shipping costs.

### **4. WHAT THIS LIMITED WARRANTY DOES NOT COVER**

This warranty does not cover the following (collectively "Ineligible Products"): Products marked as "sample" or sold "AS IS"; or Products that have been subject to: (a) modifications, alterations, tampering, or improper maintenance or repairs; (b) handling, storage, installation, testing, or use not in accordance with instructions provided by Orbit; (c) abuse or misuse of the Product; (d) breakdowns, fluctuations, or interruptions in

water supply, electric power or the telecommunications network; or (e) Acts of God, including lightning, flood, tornado, earthquake, or hurricane. This warranty does not cover consumable parts, including batteries, unless damage is due to defects in materials or workmanship of the Product, or software (even if packaged or sold with the product). Orbit recommends that you use only authorized service providers for maintenance or repair. Unauthorized use of the Product or software can impair the Product's performance and may invalidate this Limited Warranty. Unless explicitly promising a "guarantee," Orbit does not guarantee or promise any specific level of water savings, garden and lawn health, or other benefit from the use of a Product or any feature of it. Actual water savings, garden and lawn health, and other benefits vary with factors beyond Orbit's control or knowledge.

**5. DISCLAIMER OF WARRANTIES EXCEPT AS STATED ABOVE IN THIS LIMITED WARRANTY, AND TO THE MAXIMUM EXTENT PERMITTED BY APPLICABLE LAW, ORBIT DISCLAIMS ALL EXPRESS, IMPLIED, AND STATUTORY WARRANTIES AND CONDITIONS WITH RESPECT TO THE PRODUCT, INCLUDING THE IMPLIED WARRANTIES OF MERCHANTABILITY AND FITNESS FOR A PARTICULAR PURPOSE. TO THE MAXIMUM EXTENT PERMITTED BY APPLICABLE LAW, ORBIT ALSO LIMITS THE DURATION OF ANY IMPLIED WARRANTIES OR CONDITIONS TO THE DURATION OF THIS LIMITED WARRANTY.**

**6. LIMITATION OF DAMAGES IN ADDITION TO THE ABOVE WARRANTY DISCLAIMERS, IN NO EVENT WILL ORBIT BE LIABLE FOR ANY CONSEQUENTIAL, INCIDENTAL, EXEMPLARY, OR SPECIAL DAMAGES, INCLUDING ANY DAMAGES FOR LOST DATA OR LOST PROFITS, ARISING FROM OR RELATING TO THIS LIMITED WARRANTY OR THE PRODUCT, AND ORBIT'S TOTAL CUMULATIVE LIABILITY ARISING FROM OR RELATED TO THIS LIMITED WARRANTY OR THE PRODUCT WILL NOT EXCEED THE AMOUNT ACTUALLY PAID FOR THE PRODUCT BY THE ORIGINAL PURCHASER.**

**7. LIMITATION OF LIABILITY YOU HAVE THE ABILITY TO USE CERTAIN ORBIT SERVICES ("SERVICES") WITH YOUR PRODUCTS. YOUR USE OF THOSE SERVICES ARE SUBJECT TO SEPARATE TERMS OF SERVICE.**

**8. VARIATIONS THAT MIGHT APPLY TO THIS LIMITED WARRANTY**

Some jurisdictions do not allow limitations on how long an implied warranty lasts or exclusions/limitations on incidental or consequential damages, so some of the limitations set out above may not apply to you

**Need Help?**

If the app and the website don't have what you're looking for, please call our technical support line before returning this device to the store. Have your MAC ID ready.

1-800-488-6156 or 1-801-299-5555 | [support@orbitbhyve.com](mailto:support@orbitbhyve.com)  
[www.orbitonline.com](http://www.orbitonline.com) | [bhyve.orbitonline.com](http://bhyve.orbitonline.com)