

Always here to help...

1300 278 283

sales@aquatecequipment.com

@TeamAquatec

www.aquatecequipment.com

PondMAX







PondMAX specialises in pump systems and pond filtration - offering innovative products of exceptional quality - a professional alternative for both the serious koi keeper and watergarden novice alike.

Every PondMAX Pump is backed by a 'No Hassle' 2+1 Year Warranty which equates to total peace of mind when purchasing a PondMAX Pump.






SUBMERSIBLE PUMPS

PONDMAX PUMPS OVERVIEW

TYPE	MODEL	DESCRIPTION
 Submersible Waterfeature Pumps	PV650, PV1200, PV1600, PM750, PM1050C, PM1350, PM2000C	PondMAX submersible waterfeature pumps are high quality statuary pumps with ceramic shafts on most models for long hassle free life. With incorporated flow adjusters these are the perfect pump for any water feature.
 Pond & Fountain Pumps	EV1900, EV2900, EV3900, EV4900	The new range of fountain pumps feature a proven quality design with extremely low wattage. They come with a range of adaptors with fountain kits sold separately. Threaded intake to adapt optional sponge prefilters. Suitable for fresh and salt water applications.
 Low Voltage Fountain Pumps	PL1000, PL2500, PL4000	The PondMAX low voltage fountain pumps are a low voltage option for peace of mind. They come with a full range of fountain accessories. Suitable for fresh and salt water applications.
 Multi-Use Pumps	EV7200, EV9200, EV11200, EV13600	Ideal for waterwalls and water features. With advanced asynchronous motor design and wear resistant ceramic bearings, they are suitable for both submersible and non submersible applications.
 High Flow Filter Pumps	PH30000, PH55000	PondMAX high flow filter pumps are very efficient high volume pumps recommended for use with filtration systems. Their low wattage and huge flow make them ideal for the professional Koi enthusiast.
 Filter/Waterfall Pumps	PU3000, PU4500, PU8000, PU12000, PU16000	These pumps will deliver high performance needs for filter systems and spectacular waterfalls, with low power consumption. Features include vortex impellor design & wear resistant ceramic bearings.

SUBMERSIBLE PUMPS

Always here to help...

-  1300 278 283
-  sales@aquatecequipment.com
-  @TeamAquatec
-  www.aquatecequipment.com



The PondMAX EVOII Range are a revolutionary new range of water pumps.

Features include:

- High Performance with Very Low Power Consumption
- Variable Frequency Motor Design
- Anti-burnout & Soft Start Technology
- Tool-less Assembly for Easy Maintenance
- Marine & Freshwater Compatible



SUBMERSIBLE PUMPS

PondMAX Submersible Water Pumps

The new range of fountain pumps feature a proven quality design with extremely low wattage. They come with a range of adaptors with fountain kits sold separately. Threaded intake to adapt optional sponge prefilters. Suitable for fresh and salt water applications.

FEATURES

- » HIGH PERFORMANCE
- » TOOL-LESS ASSEMBLY
- » MARINE & FRESHWATER COMPATIBLE

PUMP FLOW RATE IN LITRES PER HOUR

Head (m)				
5.00		0	0	0
4.00				980
3.00	0	750	1000	1960
2.00	360	1500	2000	2940
1.00	1080	2250	3000	3920
0.00	1800	3000	4000	4900
	EV1900	EV2900	EV3900	EV4900



EV1900
Submersible Water Pump

Code	Flow (L/H)	Head (m)	Power (W)	Cable Length (m)
02EV105	1800	2.4	20	10



EV2900
Submersible Water Pump

Code	Flow (L/H)	Head (m)	Power (W)	Cable Length (m)
02EV125	3000	3.4	30	10



EV3900
Submersible Water Pump

Code	Flow (L/H)	Head (m)	Power (W)	Cable Length (m)
02EV155	4000	3.8	45	10



EV4900
Submersible Water Pump

Code	Flow (L/H)	Head (m)	Power (W)	Cable Length (m)
02EV175	4900	5.0	60	10

SUBMERSIBLE PUMPS

Always here to help...

-  1300 278 283
-  sales@aquatecequipment.com
-  @TeamAquatec
-  www.aquatecequipment.com



BALL SWIVEL JOINT ADAPTOR



STEPPED HOSE TAIL



OPEN VANE IMPELLOR



ADDITIONAL CAGE FILTER COVER
(SELECT MODELS)

WATERGARDENING TO THE MAX

SUBMERSIBLE PUMPS



Submersible Water Pumps

PUMP FLOW RATE IN LITRES PER HOUR

Head (m)	EV7200	EV9200	EV11200	EV13600
7.00			0	0
6.00	0	0	1600	1943
5.00	1200	1550	3200	3886
4.00	2400	3100	4800	5828
3.00	3600	4650	6400	7771
2.00	4800	6200	8000	9714
1.00	6000	7750	9600	11657
0.00	7200	9300	11200	13600

FEATURES

- » CAN BE POSITIONED VERTICALLY
- » TOOL-LESS ASSEMBLY
- » MARINE & FRESHWATER COMPATIBLE

EV7200

Submersible Water Pump



Code	Flow (L/H)	Head (m)	Power (W)	Cable Length (m)
02EV200	7200	5.5	85	10

EV9200

Submersible Water Pump



Code	Flow (L/H)	Head (m)	Power (W)	Cable Length (m)
02EV225	9300	6.0	105	10

EV11200

Submersible Water Pump



Code	Flow (L/H)	Head (m)	Power (W)	Cable Length (m)
02EV250	11200	6.5	160	10

EV13600

Submersible Water Pump



Code	Flow (L/H)	Head (m)	Power (W)	Cable Length (m)
02EV275	13600	7.0	230	10